

LESSON 1 | UNIT 1

Peter Followed Jesus

Service

Teacher Preparation

If you and I had been choosing Jesus' disciples, we probably wouldn't have chosen a fisherman like Peter, whom the world would describe as unlearned and ignorant (Acts 4:13). But Jesus knew what Peter could become and what the Holy Spirit could do with him. Be encouraged as you teach today!

During this week, read about Peter's early calls to service in Matthew 4:18–20 and Luke 5:1–11 and his final call in John 21:1–17.

Scripture Focus

John 21:1–17

BuildUP Theme



INTERNALIZE GODLINESS

God wants us to love Jesus.

Measurable Response

The children will realize that they are not too young to serve the Lord.

Memory Verse

"Serve the living God"
(Hebrews 9:14). NKJV, ESV


Attendance

Give your full attention to each child who arrives. Stoop down to the children's level to greet them. Show them their new attendance charts, and help children place today's sticker over the 1. If children have brought offering money, let them put it in the offering container. Then direct children to the play areas.

Week 1 Sticker



Attendance Chart



Attendance Stickers



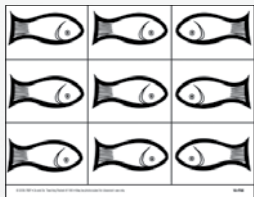
Guided Play

Choose the activity or activities that work best for the children in your class. As the children play, use the guided conversations to review the Bible story and Bible verse.

Option 1—Game

Gather

- Resource 24-R6.
- Construction paper.
- Large paper clips.
- 24" dowel rods.
- Magnets.
- Plastic swimming pool or blue tarp.



24-R6

Instructions

1. Before class, print copies of resource 24-R6 (fish) on various colors of construction paper. Cut out three or four fish for each child. Put a large paper clip on each fish's mouth. Make a fishing pole for each child by tying string to a 24" dowel and tying a magnet to the loose end of the string. Put the fish in a plastic swimming pool or on a blue tarp.
2. Show the children how to "fish" by moving the pole until the magnet connects with a paper clip.
3. Set aside two fish per child for Bible Time.

Conversation

Our Bible stories for the next few weeks are about Peter. Peter was a fisherman before Jesus asked Peter to follow Him. We'll pretend we are fishermen today.

Option 2—Homelife

Instructions

1. Provide a toy kitchen, toy cooking supplies, toy food, and dolls.
2. Children pretend to cook a meal that includes fish and serve the meal to dolls.

Conversation

Sometimes a fisherman catches fish and brings them home to eat. Have you ever eaten fish? Maybe you've eaten a tuna sandwich. Tuna is a great big fish that people catch. Or maybe you've eaten fish sticks. Fish is a good food for us to eat.

Option 3—Blocks

Instructions

1. Provide blocks, blue construction paper, and toy people representing various ages.
2. Children use the blocks to build small boats on top of blue paper, representing water, and arrange toy people on the boats.

Conversation

Our Bible story today is about a fisherman named Peter. Sometimes people sit in a boat to fish. Let's make a pretend boat with the blocks. We can set some toy people on top like they're fishing or going for a ride in the boat.

Transition

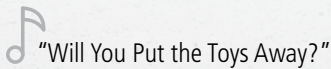
1. About five minutes before Bible Time, sing "Will You Put the Toys Away?" (track 30) to alert the children to complete their activities and straighten each area.
2. The teacher who will conduct Bible Time should be in the story area when the first child arrives.

Bible Time

Peter Followed Jesus (John 21:1–17)

Gather

- Teaching picture 24-1.
- Resource 24-R6 or paper fish from Guided Play (two fish per child).
- Fishing net.
- "My Bible" action rhyme.
- 2s & 3s Music, vol. 2.





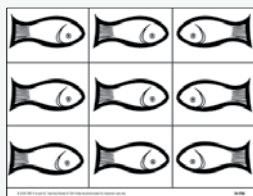
"I Am Glad You're Here Today";
"Jesus Loves Me"

"My Bible"




Teacher Tip

Tell the story from your open Bible.
Use picture 24-1, resource 24-R6
(fish), and a fishing net as indicated.



24-R6



24-1

Sing

I'm so glad you're here today. (*Sing "I Am Glad You're Here Today" [track 14], greeting each child and worker by name. Then sing "Jesus Loves Me" [track 23].*)

Recite

Recite the action rhyme "My Bible" to prepare the children for listening to the Bible story. Recite it twice—once so the children can watch you do the motions and a second time so they can participate.

BIBLE STORY

(Before class, each child will need two paper fish, either set aside from Guided Play or printed from resource 24-R6. Also provide a fishing net to show the children.)

Peter was a fisherman. All day long—and sometimes at night—Peter and his brother Andrew fished. They sat in their little boat and put the net over the side. (*Show the fishing net.*)

I will give each of you some fish to hold. (*Give each child two paper fish.*) When my net goes by you, throw your fish into the net. (*Let each child toss the fish into the net.*)

Peter and Andrew put all their fish in the boat. (*Set aside the fishing net.*) When they had lots of fish, they rowed back to shore.

When Peter and Andrew arrived at the shore, they sold the fish. That's the work they did for their families.

One day Jesus saw Peter and Andrew on the shore. They were cleaning their nets in the water. "Follow Me," Jesus said. "From now on, I want you to help Me." Peter and Andrew obeyed right away. They went with Jesus and learned how to be His helpers.

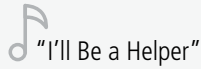
Just before Jesus went back to Heaven, Peter and some of his friends went fishing again. They met Jesus on the shore. Jesus talked to Peter alone. (*Show picture 24-1.*) "Peter," Jesus asked, "do you love Me?"

"Oh yes, Lord. I do," Peter said.

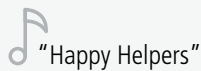
Jesus asked the same question two more times. Then Jesus said, "Peter, do My work."

Jesus had a special job for Peter to do after Jesus went back to Heaven. Next week we will learn what Peter did.

(*Point to the fish on the bulletin board.*) The fish on our bulletin board reminds us that Peter was a fisherman before he helped Jesus.



"Serve the living God"
(Heb. 9:14). NKJV, ESV



Sing

Peter was a fisherman. But later he was a helper for Jesus. We can be helpers too every day. (*Sing "I'll Be a Helper" [track 15].*)

Memory Builder

Listen quietly while I read our Bible verse. (*Read Hebrews 9:14 from your open Bible.*) The word "serve" means "help." Do you think only grown-ups can serve God? You can serve Him too! You can use your helping hands to serve. Hold out your helping hands while we say the verse two times. (*Recite the verse twice.*)

Sing

Let's sing another song about helping. (*Sing "Happy Helpers" [track 13] twice.*) Can you tell me some ways you use your hands to be a helper? (*Let children respond; repeat the Bible verse after each response.*)

Pray

Now let's talk to God. Show me how you get ready to pray. (*Pray briefly, asking God to help the children be happy helpers.*)

Student Book Time

Gather

- Lesson 1 student book sheet and boat sticker for each child.
- Crayons.

Distribute the lesson 1 student book sheet. Show your completed sheet.

Here's a picture of Jesus and Peter. Jesus talked to Peter just before Jesus went back to Heaven. He asked Peter if he loved Him. Peter said he did. Jesus asked Peter to serve Him in a special way.

As the children color the picture, remind them that children can love and serve Jesus too. Give each child the boat sticker to place over the X in the water.

Cleanup Time

Ask the children to help you put away the student book materials. Take children to the restroom, making sure they wash their hands before returning to class.

Cleanup time should bridge the gap each week between Sunday School and Junior Church. Some children may go home at this time. Be sure they have their student book page and take-home cards. Other children may be arriving only for Junior Church. Help them feel included in the group. Make any personnel changes quietly and efficiently.