

JUNE 2, 2024

LESSON 1 | UNIT 1

Peter Followed Jesus

Service

Scripture Focus

John 21:1–17

BuildUP Theme



INTERNALIZE GODLINESS

God wants us to love Jesus.

Measurable Response

The children will realize that they are not too young to serve the Lord.

Memory Verse

“Serve the living God”
(Hebrews 9:14).

Teacher Preparation

If you and I had been choosing Jesus’ disciples, we probably wouldn’t have chosen a fisherman like Peter, whom the world would describe as unlearned and ignorant (Acts 4:13). But Jesus knew what Peter could become and what the Holy Spirit could do with him. Be encouraged as you teach today!

During this week, read about Peter’s early calls to service in Matthew 4:18–20 and Luke 5:1–11 and his final call in John 21:1–17.

Snack Time

Serve fish-shaped crackers and small half-filled cups of juice or water. Pray briefly before the children eat.

What shape is our snack today? Yes, it’s a fish! In our Bible story, we’ll hear about Peter, who was a fisherman. What does a fisherman do? Yes, a fisherman catches fish.

Guided Play

Choose the activity or activities that work best for the children in your class. As the children play, use the guided conversations to review the Bible story and Bible verse.

Option 1—Game

Gather

- Resource 24-R6.
- Construction paper.
- Small fishing nets; large fishing net; baskets; beanbags.

Instructions

1. Before class, print copies of resource 24-R6 (fish) on various colors of construction paper. Cut out three or four fish for each child.
2. Game 1: Children sit on carpet squares, representing boats. Scatter the fish on the floor near the children. Give each child a small fishing net. Children pretend to catch fish with the nets.
3. Game 2: Children sort the fish by color, placing each color of fish in a separate basket or fishing net.
4. Game 3: Tape one fish to a beanbag. Create two more fish beanbags. Children stand a few feet away from a basket and try to throw the fish beanbags into the basket. Or hold a large fishing net; children try to throw the beanbags into the net. After one child has thrown all three beanbags, another child tries.

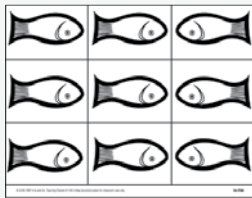
Conversation

Have you ever gone fishing? Our Bible stories are about a man named Peter. He was a fisherman.

Option 2—Puzzle and Play-Doh

Gather

- Peter Follows Jesus puzzle (available at RBPstore.org, product number 5616).
- Play-Doh.
- Fish-shape cookie cutters.

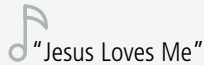



24-R6



Teacher Tip

Lessons 1 and 2 use the puzzle Peter Follows Jesus (5616), available from Regular Baptist Press (RBPstore.org).



24-1

"Serve the living God"
(Heb. 9:14).

Instructions

1. Provide the puzzle Peter Follows Jesus. Help children do the puzzle.
2. Give each child a lump of Play-Doh. Help children flatten the Play-Doh and use fish-shaped cookie cutters to create fish shapes.

Conversation

This puzzle has the picture on it from our Bible story. This man is Peter. (*Point to Peter.*) Who do you think this is? (*Point to Jesus.*) Yes, this is Jesus, talking to Peter. Peter was a fisherman, but Jesus had a special job for Peter to do.

Bible Story Review

Peter Followed Jesus (John 21:1–17)

Gather

- Teaching picture 24-1.
- 2s & 3s Music, vol. 2.

Sing

Sing "Jesus Loves Me" (track 23).

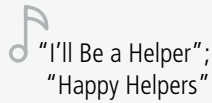
BIBLE STORY

Show picture 24-1 while telling the Bible story on the back of the picture. Then ask the following questions:

1. Who are the two people on the shore?
2. What had Peter been doing?
3. What did Jesus ask Peter three times?
4. What did Jesus want Peter to do?
5. What are some things you can do to serve the Lord? (*Help children realize that when they help at church or home, they are serving God.*)

Memory Builder

Our Bible verse today says, (*read Hebrews 9:14 from your open Bible*). Peter loved and served God. We can serve God too. Hold out your helping hands and say the Bible verse with me. (*Recite the verse with the motions three times.*)



Sing

God is pleased when we are happy helpers. (Sing *"I'll Be a Helper"* [track 15] and *"Happy Helpers"* [track 13].)

Pray

You can serve God at home this week by obeying and helping your parents. Let's ask God to help us as we serve. (*Pray briefly, asking God to help the children be happy helpers at home.*)

Application Story

A Church Work Day

Gather

- Molly doll figure.
- Vinyl cling 24-V1 (VBS postcard with sucker).

Are you ready to listen quietly to a story about our friend Molly? She is going to serve the Lord at her church. Let's find out what she does.

"Molly, we have a special job to do today," said Molly's mother. "As soon as you finish your breakfast and I clean up the kitchen, we are going to church."

"It is Sunday?" asked Molly. (*Show Molly figure.*)

"No," said Mommy. "It's Thursday. But we're going to meet some other parents and children at church and help do some things for Vacation Bible School."

Soon Mommy and Molly were at church with the other mommies and daddies and children. One mother was in charge. "Thank you for coming today," she said. "We have lots of jobs to do to get ready for Vacation Bible School." Then she told everyone what they could do to help.

Molly and Mommy went to a table. A lady gave the parents letters to fold and put into envelopes. Then she showed the children how to tape a sucker to a little postcard for VBS. (*Place VBS postcard cling in Molly's hand.*) The mommies and daddies and children worked happily together. By lunchtime the jobs were all done.

"Thank you so much for serving the Lord here at church today," said the lady in charge. "We want lots of boys and girls to come to VBS and learn about Jesus."

Molly was glad she was not too young to serve the Lord!

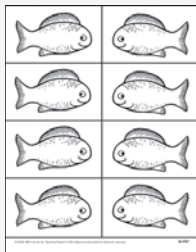
Activity Time

Gather

- Resource 24-R7.
- Lightweight card stock.
- Glitter crayons.
- Magnet strips.
- Cheerios.
- Ziplock bags.

Instructions

1. Before class, print resource 24-R7 (small fish) on lightweight card stock and cut apart the squares; each child will need two fish.
2. Give each child two fish to color with glitter crayons.
3. Show children how to pull the backing from two magnet strips and stick each magnet to the back of each fish. Help children glue a Cheerio over each eye.
4. Put children's fish into ziplock bags to take home. Use a permanent marker to write children's names on the bags.



24-R7

Conversation

Today we will make fish magnets. Mom or Dad can use the magnets to put your take-home card on the refrigerator. Then you can talk about loving and serving Jesus.

Closing Time

Group Activity

Gather

- Play-Doh and fish-shape cookie cutters or fish game from Guided Play.

Ask the children to pick up the toys, books, and other items in the room. Remind the children that picking up their toys is a way to serve at church and at home.

If time remains, allow the children to play with Play-Doh, using fish-shaped cookie cutters to create fish shapes, or play one of the fish games from Guided Play. Remind the children that Peter in the Bible story was a fisherman.



Partner with Parents

Encourage parents to use the fish magnets to put the take-home card on the refrigerator and talk about the Bible story throughout the week.

One teacher should gather the children's belongings near the door. As parents arrive, the teacher should quietly get their children from the group activity and give them their take-home items, including today's take-home card. Tell the children that you look forward to seeing them next Sunday.