














Wise Ways

Choosing Wisdom over Foolishness

PROVERBS



Strong Students Introduction.....	2
Kit Contents and Resources.....	3
How to Teach Strong Students	4
Knowing Your Students.....	5

Session	Title	Theme	Page
1	This Way to Wisdom	 God provides wisdom for life's choices while the world offers only foolishness.	6
2	Trust God	 God wants believers to trust Him and His Word above all else.	16
3	Choose Diligence	 God rewards wise believers who work diligently.	26
4	Build Wise Relationships	 God gave us guidelines for building wise relationships.	36
5	Use Money Wisely	 God expects believers to honor Him with their money and possessions.	46
6	Value Parental Instruction	 God gives us parents as important teachers of wisdom.	56
7	Choose Humility	 God honors the humble and condemns the proud.	66
8	Pursue Purity	 God cleanses believers' hearts and enables them to maintain purity.	75
9	Control Yourself	 God the Holy Spirit gives believers the power to practice self-control.	84
10	Seek Godly Instruction	 God provides us with all the instructions necessary for godly living.	93
11	Live with Integrity	 God commands us to be honest in all areas of our lives.	103
12	Guard Your Mouth	 God gives believers the power to use wise speech.	113
13	Be a Wise Friend	 God guides us in choosing wise friends and in becoming a godly friend.	121



Regular Baptist Press

12575 • Middle and High School Teacher Guide • Vol. 5, No. 1 • © 2025 Regular Baptist Press • Printed in U.S.A.
 Scripture quotations marked NKJV are from the New King James Version ®. Copyright © 1982 by Thomas Nelson, Inc. Used by permission. All rights reserved. Scripture quotations marked ESV are from The Holy Bible, English Standard Version® (ESV®), copyright © 2001 by Crossway, a publishing ministry of Good News Publishers. Used by permission. All rights reserved.

STRONG

curriculum

A world weak on truth needs a strong, trustworthy message. STRONG Curriculum builds stronger churches by teaching all Scripture to produce spiritually mature believers who measure up to the stature of Christ.

A Plan You Can Trust

The Bible has the answers to what students need most. No other book or philosophy contains God's power to save and transform lives. Because of this, we've made it our unwavering commitment to build Strong Students upon the sure foundation of God's Word. With this curriculum, your church can develop teens who will be strong defenders of the faith.

The Strong Students scope and sequence is designed around the seven teaching aims Jesus modeled in His ministry. Since these are Jesus' aims, teachers can be confident in the aims' effectiveness and purpose. Every lesson in the Strong Students scope and sequence addresses at least one of Jesus' teaching aims.

Every lesson also focuses on students' needs. We understand the challenge of teaching the Bible to today's teens because of four barriers culture has pushed on them:

- Struggles with identity
- Subjective view of truth
- Hope in a social utopia
- Belief that a career and wealth guarantee happiness

Strong Students takes care of the tough part for you by striking at the foundation of these barriers and providing a Biblical response to each one. With Strong Students, you can concentrate on communicating to your teens and helping them grow into strong believers in Christ without worrying whether you are effectively addressing the philosophies competing for their minds.

Look for the **BuildUP** icons in the table of contents and on the first page of each lesson.

JESUS' TEACHING AIMS



BELIEVE THE GOSPEL. Jesus taught His students to trust in Him alone for salvation and to share the gospel with others. This aim is obviously fundamental to all the rest



UNDERSTAND BIBLICAL ETHICS. Jesus instructed His students to live according to moral values. These values provided them with the tools to make wise decisions.



INTERNALIZE GODLINESS. Jesus taught His followers to be godly on the inside. He warned them not to become like the Pharisees, with a mere outward appearance of godliness.



LEARN DOCTRINE. Jesus knew the importance of teaching His students the truth and identified doctrine as one of the means for spiritual growth. Wishy-washy doctrine leads to faulty practice.



DEVELOP LIFE SKILLS. Jesus taught His followers to meet life's challenges in a way that honored and glorified God. He gave them the skills to navigate those challenges successfully.



UPLIFT OTHERS. Jesus' life was all about others. Leading by example, He taught His followers to be all about others too.



PREPARE TO SERVE. Jesus prepared His followers to serve in the context of local churches that were established soon after His ascension. He emphasized sacrifice and dedication.

STRONG[®] curriculum

Kit Contents



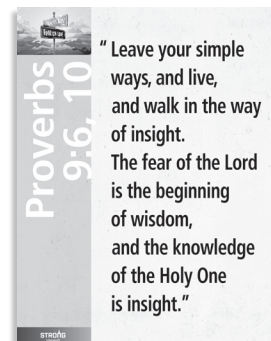

- ☐ Teacher Guide
- ☐ Student Book
Order one book for each student
- ☐ Card with online download code
Includes PowerPoint, resources, Home Connection Tool, and additional teacher resources
- ☐ DVD
- ☐ Verse Poster
- ☐ Posters

Ordering Information

All materials are available from Regular Baptist Press.

- Web: www.StrongCurriculum.com
- E-mail: orders@rbpstore.org
- Toll-free orders in the United States:
1-800-727-4440
- Fax: 1-847-843-3757
- Canada: Contact your distributor.

This Strong Students course covers topics presented in Proverbs as key to wise living. Topics include trusting God, working with diligence, using and saving money, relating to parents and friends, and staying pure. The sessions will challenge your students to consider whether they are living wisely or foolishly.



The Doctrinal Basis of Our Curriculum

A more detailed statement with references is available upon request.

- | | | | |
|---|--|---|---|
| <ul style="list-style-type: none"> • The verbal, plenary inspiration of the Scriptures • Only one true God • The Trinity of the Godhead • The Holy Spirit and His ministry • The personality of Satan • The Genesis account of creation • Original sin and the fall of man | <ul style="list-style-type: none"> • The virgin birth of Christ • Salvation through faith in the shed blood of Christ • The bodily resurrection and priesthood of Christ • Grace and the new birth • Justification by faith • Sanctification of the believer | <ul style="list-style-type: none"> • The security of the believer • The church • The ordinances of the local church: baptism by immersion and the Lord's Supper • Biblical separation—ecclesiastical and personal • Obedience to civil government • The place of Israel | <ul style="list-style-type: none"> • The pretribulation rapture of the church • The premillennial return of Christ • The millennial reign of Christ • Eternal glory in Heaven for the righteous • Eternal torment in Hell for the wicked |
|---|--|---|---|

How to Teach **STRONG STUDENTS** Lessons

Leading a Student to Christ

STRONG STUDENTS has been designed to help you clearly present God's Word to your students. Each lesson will guide students through the Bible, encouraging them to interact with the material and apply it to their lives.

Familiarize yourself with the resources included in the kit and on the download pages so you can maximize your effectiveness in the classroom. The key resources you need are Student Books, the PowerPoint (download), and the Home Connection Tool (download).

Encourage students to use their Student Books during each lesson so they can follow the PowerPoint presentation by taking notes. The words to fill in the blanks are either part of the outline or highlighted in orange in the sentences in the PowerPoint.

Some of the PowerPoint presentations contain additional slides that obviously tie into the teacher guide lessons. Make sure you review the PowerPoint presentations before teaching.

The student books include a daily devotional. Encourage your students to complete them after coming to class.

The Home Connection Tool gives the parents of your students an idea of what you are teaching in class. Consider emailing those to each family represented in your class. You can find them on the downloads page using the code on the download card.

Before Each Lesson

- Read the Scripture Focus passage several times.
- Do the Time with God section of the Student Book to know what your students are studying.
- Memorize the key verses.
- Prepare the materials you will need for each activity.
- Work through the Bible Study section and carefully plan the lesson.
- Plan how you will apply the Bible lesson to your students' lives. Make sure what you say is clear and shows students how they can use the lesson.
- Pray for yourself, your students, and your lesson.

AS A TEACHER, your most important concern is the personal salvation of your students. Find out whether your students know Jesus Christ as their Savior in a way that doesn't introduce doubt in their minds. An easy and gentle way to find this out is to give your students several minutes to write out an answer to a question like, How can a person get to Heaven? Collect their answers and read them during the following week. If any of your students seem confused about salvation, you can present the gospel to them and provide the opportunity for them to receive Christ. If possible, deal with students individually.

The Plan of Salvation

- Everyone is a sinner. No one can live up to God's perfect standard (Romans 3:23).
- Sin's penalty is death (Romans 6:23).
- God loves us and sent His Son, Jesus Christ, to pay for our sin. Christ died in our place (John 3:16; Romans 5:8).
- When a person places his trust in Jesus' payment for sins, Christ becomes his Savior. His sins are forgiven, and he receives God's gift of eternal life (John 1:12; 5:24).
- Everlasting life begins the moment we trust in Jesus (John 3:36).
- After that, nothing we ever do will take us out of God's hand; we are secure (John 10:27–29).
- The experience of the new birth (being born into God's family) is not based on a feeling, but on confidence in God's Word (1 John 5:11, 12).

Encourage students to pray, but explain that prayer does not save a person. Prayer is how we communicate our inward thoughts to God. Ask new believers to explain what they have done and what has happened to them.

Discipleship

Encourage new believers to read the Bible, and explain the importance of prayer. Also explain 1 John 1:9 to them so they can deal with sin in their new Christian life. Make it a priority to follow up with new believers.

Knowing Your Students

Description of Physical, Social, and Emotional Development

- I MAY feel developmentally out of step with my peers—behind or ahead in physical changes—as I experience puberty.
- I MAY be sensitive about my weight and body shape and worry about whether I am normal.
- I AM developing my own sense of identity.
- I AM more interested in and influenced by my peer group than by the adults in my life.
- I MAY be moody, depressed, or anxious about academic or social issues in my life.
- I AM very focused on myself and may feel both high expectations and lack of confidence.
- I AM better able to express feelings through talking, but I tend to respond dramatically, feeling that no one else has ever experienced the same feelings and emotions.
- I DO NOT always exhibit the emotional maturity that matches my more adult-like appearance. I have trouble thinking before acting; sometimes I seem silly and unfocused on the task at hand.

Effective Responses

- Provide emotional and spiritual support and encourage students to develop a strong sense of self as a valuable person created by God.
- Accept students as they are and avoid comparing them to others. Resist stereotyping. Not every tall boy is a basketball player.
- Generate an atmosphere of acceptance and love for all, demonstrating interest and care for each student.
- Create an atmosphere of mutual respect so youth feel they are part of a community.
- Help build genuine relationships by honestly sharing mistakes and life experiences.
- Help students talk through the ramifications of their choices without asking, How could you? What were you thinking?

- Avoid arguments by remaining calm and not engaging in banter over an issue.
- Be patient with the tendency of some youth toward constant personal grooming.

Cognitive (Learning) Development

- I MAY be hesitant to try new things for fear of embarrassing myself in front of my peer group.
- I AM developing new thinking skills and am able to think about multiple options and possibilities.
- I CAN think more deeply and significantly about abstract ideas such as faith.
- I AM developing a stronger sense of right and wrong.
- I MAY be ready to take significant steps in areas of faith and Christian growth.

Effective Instructional Methods

- Create an open and stress-free environment where youth can learn and share concerns in a confidence-building atmosphere.
- Provide background information, a purpose to the lesson, and understanding of the text.
- Combine love, high energy, enthusiasm, and seriousness with engaging ways to present the lesson.
- Use personal stories that illustrate Biblical principles to keep students engaged in learning.
- Provide honest answers to questions.
- Stimulate thinking in areas of salvation and Christian growth.
- Help Christians work through issues of assurance of salvation and to begin studying the Bible for daily decision making.
- Encourage students to articulate Biblical principles of right and wrong that they are learning from God's Word.
- Invite volunteers to look up and read aloud Bible passages. But don't put students on the spot or ask them to do things that make them feel foolish.

SESSION 1

THIS WAY TO WISDOM

Scripture Focus

Proverbs 1:1–7; 9

BuildUP Theme



INTERNALIZE GODLINESS

God provides wisdom for life's choices while the world offers only foolishness.

Measurable Response

Students will choose God's wise way when making life decisions.

Memory Verses

"Forsake foolishness and live, and go in the way of understanding" (Prov. 9:6). NKJV

"Leave your simple ways, and live, and walk in the way of insight" (Prov. 9:6). ESV

Teacher Preparation

- ☐ Read 1 Kings 3:5–14. Solomon received wisdom from God because he requested it. God's wisdom is available to you and your students too. In the book of Proverbs, Solomon recorded godly wisdom through pithy sayings, parables, and other literary forms. By reading the wisdom in Proverbs, we gain divinely inspired instructions for life.
- ☐ Read Proverbs 1:1–7 and 9:1–18. The introduction to Proverbs states the goal of the entire book. Solomon wrote Proverbs so his son might know the way of wisdom and understanding (1:2). This way of wisdom begins with the fear of the Lord (1:7). Solomon's vivid comparison of the way of wisdom to the way of folly will help your students understand their need to choose wisdom every day (Prov. 9).
- ☐ The book of Proverbs provides general principles that apply to people of all ages. As you teach this course, guide your students to find specific ways they can apply the principles to their daily lives. This first session reminds them that God has provided His wisdom and that they can access it by reading His Word and asking Him for help to apply it.

Cultural Barrier

This session deals with society's subjective view of truth. The world offers many ways to obtain wisdom, even suggesting that people are their own wise guides and that they can create their own reality or find their own truth. Proverbs 1:7 tells us that true wisdom and understanding begins with a proper fear of God. People who have despised and rejected God, the source of wisdom, have followed the foolish way. Today's session clearly presents the wise and foolish ways. Students will understand that the world's way never yields true wisdom for life.

Session Starters



Option 1—Important Terms in Proverbs

Gather

- Whiteboard and markers.
- Terms in Proverbs poster.

Steps

1. List on the board the following important terms used in the book of Proverbs. Don't share the definitions yet.
 - **Fear of the Lord:** Humble reverence for God and recognition of His moral authority.
 - **Knowledge:** The truth about God and about living in His world.
 - **Understanding:** The ability to derive meaning from truth about God and life in His world.
 - **Wisdom:** Practical skills for applying knowledge and for living a godly life.
 - **Foolishness:** Distrusting and rejecting God and His wisdom.
2. Give students 2 minutes to think of definitions for the terms.
3. Ask students to share their attempts at definitions for the terms.
4. Display the Terms in Proverbs poster or use the above definitions to teach the use of these terms in Proverbs. These terms will come up at various points in this study on Proverbs. Keep the poster visible throughout the quarter.
5. Transition to the Bible study.



Wise Guides Survey

For each situation below, use the "wise guide" from the list with a checkmark to indicate who you would turn to first for guidance.

1. You are depressed and can't seem to find better.
_____ Friend _____ School counselor
_____ Parent _____ Youth leader or pastor
_____ Online support
2. Another student has been spreading bad rumors about you and people are starting to believe them.
_____ Friend _____ School counselor
_____ Parent _____ Youth leader or pastor
_____ Online support
3. You saw a classroom reading from another student. She knows you saw her and threatens to get even with you if you tell anyone.
_____ Friend _____ School counselor
_____ Parent _____ Youth leader or pastor
_____ Online support
4. The quietest kid in your neighborhood wants to hang around you every day. He needs a friend, but you don't have any more.
_____ Friend _____ School counselor
_____ Parent _____ Youth leader or pastor
_____ Online support
5. You're been looking for an opportunity to witness to a teammate. You overheard him say that he thinks the Bible is a hoax and that God isn't real.
_____ Friend _____ School counselor
_____ Parent _____ Youth leader or pastor
_____ Online support

Wise Guides - Session 1 - Resource 77-R1

77-R1

Option 2—Wise Guides

Gather

- Resource 77-R1.
- Pencils.

Steps

1. Distribute resource 77-R1 and pencils. Introduce the activity.

We face a lot of decisions in life. Sometimes it helps us to get advice from other people. Think about who you turn to for guidance. Who are your “wise guides” in life? Although there are six possible wise guides listed in the survey, you might have other people you turn to. For the survey, imagine yourself in each situation, then rank the wise guides 1–6. Number 1 represents the person to whom you would turn first.

2. Allow 3 minutes for students to take the survey before inviting them to share some of their answers.
3. Guide a follow-up discussion with the questions below.

ASK: Are there other people not listed on the survey that you would consult in these situations? Explain.

ASK: How often do you seek guidance from others for your important decisions?

ASK: What criteria do you use to judge advice and guidance from others? *Answers might include their experience, personal knowledge of their situation, concern for their well-being, or their spiritual maturity.*

God brings people into our lives to help us make decisions. But we must be careful when choosing wise guides and accepting advice. Any guidance we follow should align with God’s wisdom.

4. Transition to the Bible study.

This session begins our study of the book of Proverbs, a collection of instructions for life written by King Solomon under God’s wise direction. The book will challenge us to go to God every day for guidance and wisdom. God’s Word gives us the knowledge for making wise choices throughout life.

Bible Study

I. Encountering Two Ways (Prov. 9:4, 16)

Solomon reigned as Israel’s third king. When God granted him a request, Solomon asked for wisdom to govern Israel. “Wisdom” is practical skills for applying knowledge and living well in God’s world. “Knowledge” is the truth about God and about living in His world.

Because of Solomon’s humility, God granted him not only wisdom but also great wealth and high honor (1 Kings 3:5–14). Solomon’s wisdom and wealth made him world famous. As the world’s wisest man, Solomon recorded many of his three thousand sayings in his book called Proverbs (1 Kings 4:32). Solomon, of course, wrote under God’s direction so that his sayings reflect God’s instructions.

When making life's decisions, we always have two basic choices: following God's wise ways, like those recorded in Proverbs, or following the world's foolish ways. Every day we make choices that have significant spiritual consequences. The book of Proverbs will help us evaluate our decisions and will challenge us to choose God's wise ways. As we do, we will enjoy the benefits of living wisely and will avoid the disastrous problems that come to those on the world's path. The wise enjoy life now and will enjoy life in eternity. Those who choose the world's foolish way experience discontentment now and will endure suffering in eternity.

Proverbs 9 provides us with a particularly vivid contrast between the wise way and the foolish way. The chapter portrays wisdom and foolishness (folly) as two women offering separate banquets to the "simple." The "simple" are open-minded and impressionable people who have yet to choose a path through life. The two banquet invitations call the simple to choose between the two ways of life.

ASK: Name someone whose banquet you would gladly attend? Why?

READ: Proverbs 9:4a. **ASK:** How might you respond to an invitation to a banquet from a hostess named "Wisdom"?

READ: Proverbs 9:16a. **ASK:** How might you respond to an invitation to a banquet from a hostess named "Folly"?

II. Examining God's Wise Way

A. Wisdom's perfect preparation (Prov. 9:1, 2)

READ: Proverbs 9:1.

Wisdom prepared a lavish banquet with careful thought and respect for her guests. She began by building a house with pillars of either stone or marble, emphasizing her structure's permanence and strength. The strong house would make her guests feel welcomed, honored, and secure. Similarly, God provides His everlasting wisdom to His guests. God's wisdom will never fail or fade away.

ASK: To what else might you compare the permanence of God's wisdom?

Wisdom used seven pillars to support her house instead of the typical three. The extra pillars showed her house could hold a large crowd. She invited everyone to her banquet, knowing she could accommodate them all. God, too, can accommodate all those who come to Him for wisdom.

The fact that Wisdom used seven pillars might also represent

David was likely hiding in the wilderness from King Saul when he wrote Psalm 63.

completion and perfection. God uses the number seven in the Bible to communicate those concepts. God's wisdom provides all the direction a believer needs to live a godly life (2 Pet. 1:2–5).

READ: Proverbs 9:2.

Wisdom prepared a fine feast to match her house's greatness. She planned to serve only the best meats and drinks. And she arranged the table with everything necessary to serve her guests. Like Wisdom's sumptuous feast, God's wisdom completely satisfies all who partake of it. David echoed this truth while hiding in the wilderness (Ps. 63:1–5). David lacked food but rejoiced that God had satisfied his soul with "delicious fat" and "rich food."

READ: Psalm 63:5. **ASK:** To what might you compare the satisfaction God gives a believer's soul?

B. Wisdom's open invitation (Prov. 9:3–6)

Having prepared her house and meal, Wisdom sent out her maidens to issue a personal invitation from the highest points in the city.

READ: Proverbs 9:3–6.

She invited all those who were "simple" and lacking wisdom to come to her feast. As we have already learned, the "simple" are open-minded and impressionable people who have yet to choose a life path. If they accepted the way of wisdom, they would have understanding and life. In reality, everyone is "simple" until they choose the way of wisdom.

ASK: In what ways does Wisdom's invitation reflect the gospel message? *Hers is a personal invitation to all people; God invites all individuals to salvation through Christ. She offers life; Jesus offers eternal life.*

Jesus gave a similar invitation when He told a parable about a king who honors his son's wedding with a royal feast (Matt. 22:1–14). The king, like Wisdom, sent out an invitation through his servants. The servants represent gospel messengers. Many refused the invitation, so the king sent the servants out onto the highways to compel people to come to the feast. Just as the king welcomed anyone who wanted to attend the feast, God offers His salvation to all people through His Son, Jesus Christ. God continues His relationship with the believer by supplying wisdom for the way through life.

ASK: How would you describe Wisdom's attitude toward her guests? *Gracious, caring, generous, considerate, welcoming.*

III. Examining the World's Foolish Way

Lady Folly hosted a much different kind of banquet. The party promoted

the world's foolish way and opposed God's wise way. Foolishness and folly are the distrust and rejection of God and His wisdom. Fools think they know better than God.

A. Folly's attractive invitation (Prov. 9:13)

In contrast to Wisdom's careful preparations, Folly made no thoughtful arrangements for her guests. She put on a show instead.

READ: Proverbs 9:13.

Folly acted loud and boisterous to attract attention to herself and to inflate the number of people who joined her way. She preyed on unsuspecting "simple" people. Her loudness made her appear to have answers for life. In reality, she knew nothing of Wisdom's truth and had nothing constructive and helpful to offer her guests. She used high volume and flash to cover for her lack of substance. She was just as foolish as the guests she hoped to attract.

ASK: Who have you seen use high volume and flash as cover for lack of substance? *Hollywood stars, musicians, politicians, social media personalities, popular podcasters, and sports figures.*

ASK: What evidence shows they don't offer any true wisdom? *Their broken relationships, crippling addictions, angry protests, and general unhappiness in their private lives betray their lack of true wisdom.*

B. Folly's destructive invitation (Prov. 9:14–18)

Like Wisdom, Folly issued an invitation to the simple, but unlike Wisdom, she did not genuinely care for those she invited. While Wisdom offered spiritual satisfaction and eternal joy, Folly offered only temporary earthly pleasures that ended in death.

READ: Proverbs 9:14–18.

Folly sat in a prominent place and called out to people. She didn't worry about preparing a meal because she had stolen food for her guests to consume in secret. In fact, the forbidden food and drink tempted the unsuspecting people to enter her house. But they didn't realize that those who accepted her invitation and remained at her banquet of stolen food were as good as dead.

ASK: Whom do the dead at Folly's house represent? *All unbelievers, the spiritually dead.*

Before salvation everyone is dead in their sins (Eph. 2:1) because of their sin nature they inherited through Adam (Rom. 5:12). Their sins separate them from God. Their end is final separation from God's saving grace in the depths of Hell.

ASK: What sort of hostess is Folly? How would you describe her? *Loud, rude, uncaring, immoral, ignorant, proud, self-centered, foolish.*

Those who dine with Lady Folly need to trust in Christ's sacrificial death for salvation to receive new life and escape death. God will give them a new nature and a new power through the Holy Spirit's presence in their lives. The Holy Spirit enlivens them and guarantees them continued life in God's presence even after they die physically (Eph. 2:5).

ASK: How should being alive in Christ affect a person's daily choices? *Believers should desire to make decisions that please God and reflect Christ's attitude. They should base their choices on God's Word and on the Spirit's guidance.*

IV. Choosing God's Wise Way

A. Fear the Lord (Prov. 1:7; 9:10)

Everyone chooses either wisdom and life or foolishness and spiritual death. But where does the path to wisdom begin?

ASK: Where might the world say the path to wisdom begins? *Science, philosophy, human experts, other religions, self.*

READ: Proverbs 1:7.

Choosing wisdom begins with fearing the Lord. Fearing the Lord means respecting Him with awe and reverence for being the all-powerful creator Who stands far above sinners yet still reaches down to them in love. Those who fear God stand amazed at His perfection and holiness and worship Him for Who He is and what He does. They recognize God as their moral authority.

Fearing the Lord also means fearing His coming judgment of sinners. Once sinners become God's children through salvation, they no longer need to fear His wrath on their sin. God has delivered them from sin's penalty and punishment.

ASK: What signs in a person's life show that he or she fears the Lord? *The person has trusted in Christ as Savior, avoids sin, glorifies and worships God, respects God's name, expresses gratitude to God.*

READ: Proverbs 9:10.

Knowing God is another key to understanding and wisdom. If we want to know about God and how to live wisely, we must read and understand His Word (Rom. 10:17; 2 Tim. 3:16, 17). Those on the wise way also increase their personal knowledge of God as they grow in their relationship with Christ.

God will discipline believers who persist in sin. He does so out of love for them (Heb. 12:6–11). Believers who fear God will seek to live obediently because they love Him for saving them.

B. Receive God's instruction (Prov. 1:1–7; 9:7–12)

READ: Proverbs 1:1–6. **ASK:** How could we summarize Solomon's purpose for writing Proverbs? *He wrote to impart godly wisdom and instruction for daily life.*

God's Word provides practical instructions for of life. But receiving His instruction requires humility. We can't approach Scripture thinking that we already have all the answers or that we don't need any more.

READ: Proverbs 1:7b; 9:7, 8a.

Fools are wise in their own eyes. They don't accept the lessons of wisdom, choosing instead to hate wise instruction and scorn godly counsel.

The banquets that Wisdom and Folly offer represent life patterns. Believers have chosen God's way of wisdom while foolish unbelievers have accepted Folly's invitation. But believers still face daily battles to say no to folly and yes to God's wisdom. All believers must daily choose God's wise way. And when they sin, they can confess it to God and depend on Him for strength to obey Him (1 John 1:9).

READ: Proverbs 1:5; 9:8b, 9.

When believers make foolish choices, they can wisely accept instruction and learn from their mistakes. If they continue to hear and obey God's instruction through His Word and through godly counselors, they will become even wiser.

ASK: Who are the counselors in your life who help guide your Christian walk with God?

READ: Proverbs 9:11, 12.

The book of Proverbs reveals that people who follow the world's ways have taken the path of spiritual death. Any success they might seem to enjoy now is fleeting and worthless in the end. Believers who live by God's wisdom have taken the path of eternal life and reward. The world might call them losers, but God will reward their faithfulness and will welcome them into eternity in His presence.

Solomon emphasized that choosing God's way is a personal choice (9:12). Every person must choose either the way of wisdom or the way of folly.

Memory Builder

Gather

- Blank generic postcards.
- Pens.

Steps

1. Review the meaning of Proverbs 9:6.

Proverbs 9:6 summarizes God's invitation to people to reject the world's foolish ways and to walk in the way of wisdom. God's invitation still stands today. He invites everyone to choose His wisdom, beginning with choosing to trust Christ for salvation. God wants believers to forsake foolishness and walk in His way. As they do, He'll give them true understanding and insight.

2. Discuss Wisdom's invitation.

ASK: What are some foolish choices students your age tend to make?

ASK: What foolish choices do you need to stop making?

3. Distribute pens and postcard invitations. Students sit in a circle (or around a table), write the memory verse on the invitation, and address the card to the person on their right. Students can include on the card a message encouraging their classmates to choose God's wisdom.
4. Collect the invitations and mail them the next day. Receiving their classmates' postcards can remind students to practice the verse and to choose God's wise way.

Session Application

Gather

- Whiteboard and marker.
- Notebook paper.
- Pens or pencils.
- Video 1 from DVD—"This Way to Wisdom."
- Wise Ways Summaries poster.

Steps

1. Show video 1 ("This Way to Wisdom") from the DVD or review the lesson using the information below.

King Solomon compiled Proverbs to provide God's wisdom for daily life. Everyone faces two basic choices in life: God's wise way, which leads to understanding and life, and the world's foolish way, which leads to ultimate failure and death. Proverbs 9 portrays Wisdom and Folly as two women offering their own banquets. The two banquets represent these two ways of life. The way to wisdom begins with fear of the Lord, and the key to understanding is knowing God through Bible study and personal experience. The wise person humbly receives God's instruction for life's decisions.



2. Discuss specific actions believers can take to make wise decisions. Make a list on the board. Use the following as a guide.
 - Pray about the decision.
 - Ask parents or other godly adults for advice.
 - Find out what the Bible says about the issue.
 - Think about the consequences of possible choices.
 - Consider what would honor God the most.
 - Consider Jesus' words and actions.
3. Distribute paper and pens. Students write one decision or situation they are likely to face in the coming week. They do not need to sign their names.
4. Collect and mix the papers before redistributing them. Students take turns reading their situations and sharing wise counsel that applies to the situation. Other students can offer their ideas as well. Guide students as they share their thoughts.
5. Pray and ask God to guide your students in choosing His wise way this week.
6. Introduce the Wise Ways Summaries poster to your students. In sessions 2–13, students will add a summary or a symbol to one of the signs to capture the main point of the lesson. Use a different student each week if possible.

Session Takeaways

Before dismissing the students, draw their attention to the Time with God page in their student books. Instruct them to complete the study on their own. The activity reviews key truths about choosing to live wisely.