

In Tune

How to Know and Apply the Bible



Strong Students Introduction 2
 Middle School Resources..... 3
 How to Teach Strong Students 4
 Knowing Middle School Students 5

Session	Title	Theme	Page
1	Worth Tuning In	God the Holy Spirit guided people in accurately recording God’s Word.	6
2	Reasons to Tune In	God’s truth in His Word teaches, confronts, redirects, and guides our lives.	16
3	Our Bible Study Helper	The Holy Spirit helps believers understand and apply the Scriptures they study.	25
4	Bible Study Process	God expects us to honor authorial intent as we observe, interpret, and apply the Bible.	34
5	The Bible’s Story	God wrote the Bible with an overall story that helps us understand individual passages.	43
6	The Old Testament Books	God set forth His plan for the ages through His revelation in the Old Testament.	53
7	The New Testament Books	God’s New Testament revelation includes salvation through Christ, the church, and His plan for end times.	62
8	The Bible’s Genres	God communicated the Bible in genres to help our understanding and application of it.	71
9	Observation Skills	God designed the Bible to affect our lives but only as we observe a passage’s context before interpreting it.	80
10	The Bible’s Structure	God used the combination of literary structure and connective words to clearly communicate His Word.	89
11	Interpretation Tools	God used exact words in the Bible so we might interpret them and know the truth.	98
12	Interpretation Steps	God makes understanding the Bible possible for all believers.	107
13	Bible Application	God the Spirit leads believers to apply God’s Word as they humbly submit to Him.	115



Regular Baptist Press

Fall Quarter 2023 • Vol. 3, No. 1 • © 2023 Regular Baptist Press • Printed in U.S.A.
 Scripture quotations marked NKJV are from the New King James Version ®. Copyright © 1982 by Thomas Nelson, Inc. Used by permission. All rights reserved. Scripture quotations marked ESV are from The Holy Bible, English Standard Version® (ESV®), copyright © 2001 by Crossway, a publishing ministry of Good News Publishers. Used by permission. All rights reserved.

STRONG

curriculum

A world weak on truth needs a strong, trustworthy message. STRONG Curriculum builds stronger churches by teaching all Scripture to produce spiritually mature believers who measure up to the stature of Christ.

A Plan You Can Trust

The Bible has the answers to what students need most. No other book or philosophy contains God's power to save and transform lives. Because of this, we've made it our unwavering commitment to build Strong Students upon the sure foundation of God's Word. With this curriculum, your church can develop teens who will be strong defenders of the faith.

The Strong Students scope and sequence is designed around the seven teaching aims Jesus modeled in His ministry. Since these are Jesus' aims, teachers can be confident in the aims' effectiveness and purpose. Every lesson in the Strong Students scope and sequence addresses at least one of Jesus' teaching aims.

Every lesson also focuses on students' needs. We understand the challenge of teaching the Bible to today's teens because of four barriers culture has pushed on them:

- Struggles with identity
- Subjective view of truth
- Hope in a social utopia
- Belief that a career and wealth guarantee happiness

Strong Students takes care of the tough part for you by striking at the foundation of these barriers and providing a Biblical response to each one. With Strong Students, you can concentrate on communicating to your teens and helping them grow into strong believers in Christ without worrying whether you are effectively addressing the philosophies competing for their minds.

Look for the **BuildUP** icons in the table of contents and on the first page of each lesson.

JESUS' TEACHING AIMS



BELIEVE THE GOSPEL. Jesus taught His students to trust in Him alone for salvation and to share the gospel with others. This aim is obviously fundamental to all the rest



UNDERSTAND BIBLICAL ETHICS. Jesus instructed His students to live according to moral values. These values provided them with the tools to make wise decisions.



INTERNALIZE GODLINESS. Jesus taught His followers to be godly on the inside. He warned them not to become like the Pharisees, with a mere outward appearance of godliness.



LEARN DOCTRINE. Jesus knew the importance of teaching His students the truth and identified doctrine as one of the means for spiritual growth. Wishy-washy doctrine leads to faulty practice.



DEVELOP LIFE SKILLS. Jesus taught His followers to meet life's challenges in a way that honored and glorified God. He gave them the skills to navigate those challenges successfully.



UPLIFT OTHERS. Jesus' life was all about others. Leading by example, He taught His followers to be all about others too.



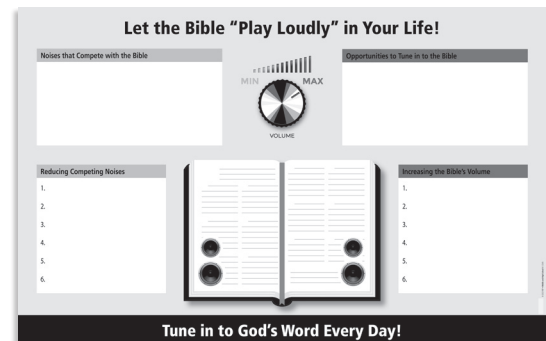
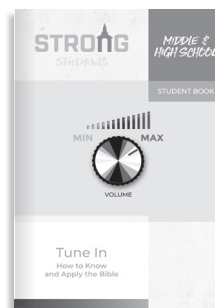
PREPARE TO SERVE. Jesus prepared His followers to serve in the context of local churches that were established soon after His ascension. He emphasized sacrifice and dedication.

STRONG[®] curriculum

In this quarter's Strong Students for Middle and High Schoolers, the students will learn that tuning in to the Bible is worth it because it is God's inspired Word. They will also understand the basic steps of Bible study and how to put them into practice. This course will equip them to study Bible passages on their own.

Kit Contents

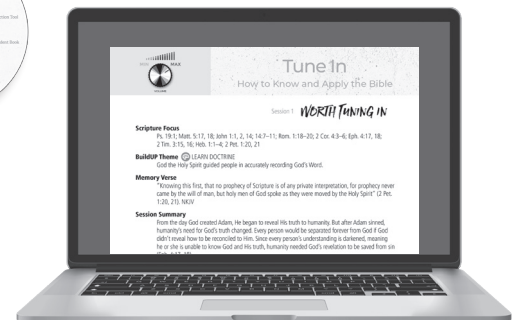
- Teacher Guide
Order one book for each student
- Student Book
Order one book for each student
- Resource CD with online download code
Includes worksheets, Home Connection Tool, and additional teacher resources
- DVD
- Verse Poster
- Posters



Ordering Information

All materials are available from Regular Baptist Press.

- Web: www.StrongCurriculum.com
- E-mail: orders@rbpstore.org
- Toll-free orders in the United States: 1-800-727-4440
- Fax: 1-847-843-3757
- Canada: Contact your distributor.



The Doctrinal Basis of Our Curriculum

A more detailed statement with references is available upon request.

- The verbal, plenary inspiration of the Scriptures
- Only one true God
- The Trinity of the Godhead
- The Holy Spirit and His ministry
- The personality of Satan
- The Genesis account of creation
- Original sin and the fall of man
- The virgin birth of Christ
- Salvation through faith in the shed blood of Christ
- The bodily resurrection and priesthood of Christ
- Grace and the new birth
- Justification by faith
- Sanctification of the believer
- The security of the believer
- The church
- The ordinances of the local church: baptism by immersion and the Lord's Supper
- Biblical separation—ecclesiastical and personal
- Obedience to civil government
- The place of Israel
- The pretribulation rapture of the church
- The premillennial return of Christ
- The millennial reign of Christ
- Eternal glory in Heaven for the righteous
- Eternal torment in Hell for the wicked

How to Teach STRONG STUDENTS Lessons

Leading a Student to Christ

STRONG STUDENTS has been designed to help you clearly present God's Word to your students. Each lesson will guide students through the Bible, encouraging them to interact with the material and apply it to their lives.

Familiarize yourself with the resources included in the kit so that you can maximize your effectiveness in the classroom. The key resources you need are Student Books, the PowerPoint (CD), and the Home Connection Tool (CD).

Encourage students to use their Student Books during each lesson so they can follow the PowerPoint presentation by taking notes. The words to fill in the blanks are either part of the outline or highlighted in orange in the sentences in the PowerPoint.

Some of the PowerPoint presentations contain additional slides that obviously tie into the teacher guide lessons. Make sure you review the PowerPoint presentations before teaching.

The student books include a daily devotional. Encourage your students to complete them either before or after coming to class.

The Home Connection Tool gives the parents of your students an idea of what you are teaching in class. Consider emailing those to each family represented in your class. You can find them on the CD or online using the download code.

Before Each Lesson

- Read the Scripture Focus passage several times.
- Do the Time with God section of the Student Book to know what your students are studying.
- Memorize the key verses.
- Prepare the materials you will need for each activity.
- Work through the Bible Study section and carefully plan the lesson.
- Plan how you will apply the Bible lesson to your students' lives. Make sure what you say is clear and shows students how they can use the lesson.
- Pray for yourself, your students, and your lesson.

AS A TEACHER, your most important concern is the personal salvation of your students. Find out whether your students know Jesus Christ as their Savior in a way that doesn't introduce doubt in their minds. An easy and gentle way to find this out is to give your students several minutes to write out an answer to a question like, How can a person get to Heaven? Collect their answers and read them during the following week. If any of your students seem confused about salvation, you can present the gospel to them and provide the opportunity for them to receive Christ. If possible, deal with students individually.

The Plan of Salvation

- Everyone is a sinner. No one can live up to God's perfect standard (Romans 3:23).
- Sin's penalty is death (Romans 6:23).
- God loves us and sent His Son, Jesus Christ, to pay for our sin. Christ died in our place (John 3:16; Romans 5:8).
- When a person places his trust in Jesus' payment for sins, Christ becomes his Savior. His sins are forgiven, and he receives God's gift of eternal life (John 1:12; 5:24).
- Everlasting life begins the moment we trust in Jesus (John 3:36).
- After that, nothing we ever do will take us out of God's hand; we are secure (John 10:27–29).
- The experience of the new birth (being born into God's family) is not based on a feeling, but on confidence in God's Word (1 John 5:11, 12).

Encourage students to pray, but explain that prayer does not save a person. Prayer is how we communicate our inward thoughts to God. Ask new believers to explain what they have done and what has happened to them.

Discipleship

Encourage new believers to read the Bible, and explain the importance of prayer. Also explain 1 John 1:9 to them so they can deal with sin in their new Christian life. Make it a priority to follow up with new believers.

Knowing Middle School Students

Description of Physical, Social, and Emotional Development

- I MAY feel developmentally out of step with my peers—behind or ahead in physical changes—as I enter and experience puberty.
- MAY be sensitive about my weight and body shape and worry about whether I am normal.
- I AM developing my own sense of identity.
- I AM more interested in and influenced by my peer group than by the adults in my life.
- I MAY be moody, depressed, or anxious about academic or social issues in my life.
- I AM very focused on myself and may feel both high expectations and lack of confidence.
- I AM better able to express feelings through talking, but I tend to respond dramatically, feeling that no one else has ever experienced the same feelings and emotions.
- I DO NOT always exhibit the emotional maturity that matches my more adult-like appearance. I have trouble thinking before acting; sometimes I seem silly and unfocused on the task at hand.

Effective Responses

- Provide emotional and spiritual support and encourage students to develop a strong sense of self as a valuable person, created by God.
- Accept students as they are and avoid comparing to others. Resist stereotyping. Not every tall boy is a basketball player.
- Generate an atmosphere of acceptance and love for all, demonstrating interest and care for each student.
- Create an atmosphere of mutual respect so youth feel they are part of a community.
- Help build genuine relationships by honestly sharing mistakes and life experiences.
- Help students talk through the ramifications of their choices without asking, “How could you? What were you thinking?”

- Avoid arguments by remaining calm and not engaging in banter over an issue.
- Be patient with the tendency of some youth toward constant personal grooming.

Cognitive (Learning) Development

- I MAY be hesitant to try new things for fear of embarrassing myself in front of my peer group.
- I AM developing new thinking skills and am able to think about multiple options and possibilities.
- I CAN think more deeply and significantly about abstract ideas such as faith.
- I AM developing a stronger sense of right and wrong.
- I MAY be ready to take significant steps in areas of faith and Christian growth.

Effective Instructional Methods

- Create an open and stress-free environment where youth can learn and share concerns in a confidence-building atmosphere.
- Provide background information, a purpose to the lesson, and understanding of the text.
- Combine love, high energy, enthusiasm, and seriousness with engaging ways to present the lesson. Use personal stories that illustrate Biblical principles to keep students engaged in learning.
- Provide honest answers to questions.
- Stimulate thinking in areas of salvation and Christian growth.
- Help Christians work through issues of assurance of salvation and to begin studying the Bible for daily decision making.
- Encourage students to articulate Biblical principles of right and wrong that they are learning from God’s Word.
- Invite volunteers to look up and read aloud Bible passages. But don’t put students on the spot or ask them to do things that make them feel foolish.

SESSION 1

WORTH TUNING IN

Scripture Focus

Ps. 19:1; Matt. 5:17, 18; John 1:1, 2, 14; 14:7–11; Rom. 1:18–20; 2 Cor. 4:3–6; Eph. 4:17, 18; 2 Tim. 3:15, 16; Heb. 1:1–4; 2 Pet. 1:20, 21

BuildUP Theme



LEARN DOCTRINE

God the Holy Spirit guided people in accurately recording God's Word.

Measurable Response

The students will commit to studying the Bible, God's inspired Word.

Memory Verse

"Knowing this first, that no prophecy of Scripture is of any private interpretation, for prophecy never came by the will of man, but holy men of God spoke as they were moved by the Holy Spirit" (2 Peter 1:20, 21). NKJV

"Knowing this first of all, that no prophecy of Scripture comes from someone's own interpretation. For no prophecy was ever produced by the will of man, but men spoke from God as they were carried along by the Holy Spirit" (2 Peter 1:20, 21). ESV

Teacher Preparation

- Familiarity breeds contempt. That could be said of how some believers treat the Bible. They have become so accustomed to it and familiar with it that they lose respect for it. Instead they give their attention to dazzling entertainment.
- Read 2 Timothy 3:15, 16 and 2 Peter 1:20, 21. This session seeks to raise students' respect and appreciation for their Bibles. The study reminds them of the Bible's uniqueness as the inspired Word of God. It challenges them to take the Bible seriously and to put in the effort to study it to the point of understanding it.
- Treat your Bible with utmost respect. Cherish and value it. Speak often of what it means to you and how important it is to your life. Your students need to hear you talk about the Bible's power and greatness. Furthermore, commit yourself to studying and applying God's Word throughout this course.

Cultural Barrier

This session addresses the idea that truth is subjective. Truth found in God's Word is objective truth because it came from God. God's Word is inspired. The Holy Spirit moved men to write the very words of God. The inspired Word of God is the standard for believers. God expects us to approach the Bible as objective truth, to desire to know it, and to live in response to what it tells us.

Session Starters

Option 1—Author Match

Gather

- Slips of paper (2 per student).
- Pens.
- Two cups or bowls.

Steps

1. Students write a piece of advice on one slip of paper and the name of a well-known person on the other slip of paper. The person doesn't necessarily need to be famous, just familiar to everyone in the class.
2. Collect the pieces of advice in one container and the names of the people in the other container.
3. Students take turns drawing out a slip of paper from the advice container and a slip from the person container. The student reads the advice and pauses to get students' reactions. The student then reads the name of the person. For the sake of the exercise, have students pretend the well-known person is the writer of the advice. Ask the following questions to guide your discussion.

ASK: How did your thoughts about the piece of advice change based on the name attached to it? Did you consider it more weighty or less weighty?

ASK: Whose advice do you find important? Why?

ASK: Suppose God gave you personal advice. How would you respond?

4. Transition to the Bible lesson.

God did more than give us advice—He gave us the entire Bible, the complete guide to life. We should treat the Bible with respect because it came from God. This session will challenge us to be “tuned in” to what the Bible says. The truth in God’s Word should “play loudly” in our lives.

Option 2—Weighty Quotes

Steps

1. Read the quotes. Students share what they think of each one.

- “The best and most beautiful things in the world cannot be seen or even touched—they must be felt with the heart.”
 - “Whoever is happy will make others happy too.”
 - “Many of life’s failures are people who did not realize how close they were to success when they gave up.”
 - “Success is not final; failure is not fatal: It is the courage to continue that counts.”
2. Read the quotes again, but this time add the name of the person who gave the quote. Include the person’s bio.

- Helen Keller went blind and deaf at 19 months of age. Beginning at the age of 7, she learned basic signs and then how to form words and speak. Eventually she graduated from college and lectured all over the world as an advocate for the blind.
- Anne Frank, a Jewish girl, hid with her family in an attic for two years in Amsterdam during World War II. When discovered by the Nazi Gestapo, she was sent to a concentration camp where she later died.
- Thomas Edison was an American inventor. After much trial and error, he developed the phonograph, motion picture camera, and early versions of the light bulb, among other groundbreaking inventions.
- Winston S. Churchill became the British prime minister in 1940, during the early stages of World War II when the future looked bleak for Britain and the rest of Europe. Britain and her allies were victorious in 1945.

3. Discuss how knowing the source of the quote changed the students’ perspective.

ASK: How did your thoughts about the quote change after you learned who said it? Did you consider the quote more or less weighty?

ASK: Whose quotes might you pay attention to today? Why?

ASK: Suppose you read a quote from God. How would you respond?

4. Transition to the Bible lesson.

The Bible is filled with direct quotes from God. We should seek to know them and always trust them. This session will assure us the rest of the Bible came directly from God too. We can trust the entire Bible represents exactly what God intended it to say. We should, therefore, treat the Bible as God’s weighty Word. This session will challenge us to be “tuned in” to what the Bible says. The truth of God’s Word should “play loudly” in our lives.

Bible Study

I. God Revealed His Truth

A. Our need for revelation (Eph. 4:17, 18; 2 Cor. 4:3–6)

God began revealing His truth to Adam in the Garden of Eden. As part of that revelation, God revealed Adam was incomplete as the lone human. God created Eve and brought her to Adam to meet Adam's need (Gen. 2:18–25). God's actions revealed His benevolent nature and power.

God still reveals His truth to humanity today, but humanity's need for God's truth has changed dramatically. Our need is now desperate because sin entered the world through Adam and affected every person's relationship with God (Rom. 3:10). Every person would be separated forever from God if God didn't reveal how to be reconciled to Him.

Sin warps our thinking process (Rom. 1:28). We can't think our way out of our problem with sin. In fact, our understanding is darkened (Eph. 4:18), and our minds are hostile and rebellious against God. We can't please Him (Rom. 8:7, 8). Our sinfulness has created a world of error and confusion, and we can't find the way to peace and life on our own.

READ: Ephesians 4:17, 18.

To have "darkened" understanding means to have a "callused" or "hardened" heart. All people, without God's gracious revelation of truth, would die with spiritually lifeless hearts. Praise God He caused the light of the gospel to shine in our hearts so we could know the way to Him.

READ: 2 Corinthians 4:3–6.

At the root of the term translated as "revelation" is the idea of unveiling. Through revelation, God unveils what we would not have known and could not have known on our own, including how to become His child.

The revelation of God gives us the opportunity to know the will of God. We can learn of His nature and of His plan. God's revelation is not deficient in anyway; it gives us all we need to know to obey Him and be rightly related to Him.

ASK: What do you remember about when you first understood the gospel and realized your desperate need to accept God's revelation of it?

B. God's means of revelation

So how does God reveal truth? He uses three major ways.

1. Through creation (Ps. 19:1; Rom. 1:18–20)

Genesis 1 and 2 reveal God's creative activity. God, Who existed alone from eternity past, created the universe. God designed creation to reveal truths about Himself.

READ: Psalm 19:1; Romans 1:18–20. **ASK:** What could a person learn about God by observing the universe? *The complexity and design in creation reveals God's infinite knowledge; the order in creation reveals God's wisdom; God's provision in creation shows His love and care.*

All of nature necessarily points to a creator. It is God's teaching device. Since the creation week, creation has been announcing God's presence, but not everyone recognizes God as creator. God's judgment hangs over unbelievers who hold down, or suppress, the truths about God that are evident in creation.

ASK: What unbelievable ideas does the world present in the face of obvious evidence for a creator of the universe? *The eternal nature of matter; the Big Bang; evolution.*

Creation gives us proof that an intelligent creator must exist, but it doesn't tell us how to be related to Him. Furthermore, the curse on creation because of Adam's sin blurs God's message about His nature and abilities. So God gave us unmistakable revelations of His truth concerning sin and salvation through two other means.

2. Through Jesus (John 1:1, 2, 14; 14:7–11; Heb. 1:1–4)

READ: John 1:1, 2, 14.

John bore witness that Jesus is the eternal "Word," meaning He is God the Son. He came to earth as a human to live with humanity. While on earth, Jesus revealed His glory, the same glory shared by God the Father. God's glory is His greatness. It includes both His grace and truth.

Jesus told His disciples to watch Him and listen to His sayings so they might learn about the Father. Specifically, Jesus taught His disciples about God's forgiving grace and then illustrated it by submitting to death on the cross for the sins of the world.

READ: John 14:7–11.

Jesus taught the truth that He and God the Father are one. So Jesus' actions automatically reveal God's power and nature. His life is a living book about the Father.

ASK: What can you know about God the Father from what you know about Jesus?

READ: Hebrews 1:1–4.

As the writer of Hebrews noted, Jesus died, rose again, and left the earth around two thousand years ago to sit at God the Father's right hand in Heaven. But that doesn't mean we can't benefit from Jesus' revelation of God's glory and truth. God had men record Jesus' words and actions in the form of books that were eventually gathered with many other books and recognized as God's Word. The Bible, then, is God's third means of revelation of truth.

3. Through the Bible (2 Tim. 3:15, 16)

The apostle Paul wrote to Timothy about the importance of God's revelation through the Scriptures.

READ: 2 Timothy 3:15.

Timothy learned from the Scriptures that salvation comes through faith in Jesus. His mother and grandmother faithfully taught Him God's Word (2 Tim. 1:5).

ASK: What Bible verses or passages helped you understand your need for salvation?

READ: 2 Timothy 3:16.

Paul wrote that all Scripture is given by God. He provided it for our learning and understanding (Rom. 15:4). The Bible reveals all we need to know about God and our relationship with Him.

ASK: Have you talked about spiritual things with someone who had never read the Bible? How did the conversation go?

ASK: From where did they seem to be getting their ideas about God and salvation?

Paul wrote to the church in Thessalonica about the importance of receiving God's Word.

READ: 1 Thessalonians 2:13.

ASK: What are some indicators that a person has received God's Word for what it is—the truth from God? *They seek to know it; they respect what it says; they submit to it; they desire to help others understand it.*

The Bible is God's special revelation to us. Without it, we could not know God nor understand sin and salvation.

II. God Inspired the Bible

When we read and study God's Word, how do we know what we are reading is from God and not a mix of God's ideas and man's ideas? We know because God's Word testifies about its origin and trustworthiness.

A. God communicated specific words (Matt. 5:17, 18; 2 Tim. 3:16; 2 Pet. 1:20, 21)

READ: 2 Timothy 3:16.

The Greek word *theopneustos*, translated "inspiration," literally means "God-breathed." The English word "inspiration" comes to us from the Latin word *inspirare*, which means "to breathe in." The Latin word is used as the translation of the Greek word in the old Latin Bible in 2 Timothy 3:16 and 17 and 2 Peter 1:21, two key passages that support the doctrine of inspiration.

Scriptures are inspiring, but that is not what the inspiration of Scripture means. Inspiration is "God's superintendence of human authors so that, using their own individual personalities, they composed and recorded without error His revelation to man in the words of the original autographs" (Charles Ryrie, *A Survey of Bible Doctrine* [Chicago: Moody Publishers, 1972], 38). Inspiration means the Scriptures came directly from God. He breathed them out and into the minds of the writers.

"Who told you to do that?" is a question that seeks an authority to justify behavior. If the questioner respects the person who authorized the action, then the one being questioned is absolved. The inspiration of the Scripture places the authority of the Bible with its Author: God.

READ: 2 Peter 1:20, 21. **ASK:** What does Peter say Scriptures are not? *A product of man's imagination or man's will. People didn't come up with ideas to include in the Bible.*

Since God authored the Bible, we should expect it to reflect His perfect character; it should be free from error. If the Bible was the product of human ingenuity or abilities, it would be tainted with man's ideas and would certainly contradict itself. The Bible gives evidence of divine inspiration in that it is unified. The message from Genesis to Revelation is cohesive and sound.

As mentioned, the Greek word for "inspiration" means "God-breathed" (2 Tim. 3:16). The Holy Spirit, the member of the Trinity Who communicated the words of Scripture, obviously has neither a body nor lungs. He doesn't use air to communicate. But the idea of air passing over vocal cords to produce sound helps us understand that the very words of the Bible came from God.

READ: Matthew 5:17, 18.

Jesus treated the words of Scripture as from God. Jesus said He came to fulfill God's promises recorded in what we now call the Old Testament. Jesus even went so far as to say not one jot (the smallest Hebrew letter) or tittle (the smallest part of a Hebrew letter) would pass before the promises of Scripture were fulfilled. Jesus would not speak so confidently and specifically if the Old Testament was simply a record of man's thoughts about general themes concerning God.

ASK: If the Bible contained man's words instead of God's, what could we imply from Jesus' promise? *That God takes His cues from people; that God is obligated to do what people tell Him to do.*

Jesus' promise concerning the fulfillment of the very words found in Scripture demands those very words must have come from God. God wouldn't obligate Himself to obey words mere people had written on their own.

B. God communicated trustworthy words (2 Tim. 3:16)

Because the very words of the Bible are inspired (2 Tim. 3:16), we know they are true and trustworthy. When God moved writers to record His words, they recorded His exact words without any errors. The original writings, then, were "inerrant," meaning they didn't deviate from what God intended the writers to record.

Since the original writings, called "autographs," were written thousands of years ago, can we be sure the Bibles we have today represent God's exact words? We can be sure the Old Testament Hebrew and Aramaic manuscripts and the New Testament Greek manuscripts used as the basis for translations of the Bible are extremely accurate. When comparing manuscripts copied from copies of the original autographs, there are no significant textual variations. The differences that are present don't affect any doctrinal truths. We can study our Bibles with confidence that they represent the Word of God.

ASK: What does your treatment of God's Word suggest about what you believe about its origin? Do you treat it as the very words of God?

Memory Builder

Gather

- Whiteboard and markers.

Steps

1. Write out 2 Peter 1:20 and 21 on the whiteboard and review the verse's meaning.

Peter, who wrote two books of the New Testament, understood he wasn't recording his own ideas. He, along with the rest of those who penned books of the Bible, recorded what God wanted them to record. The Holy Spirit guided their minds so their words reflected their personalities while also being the exact words God intended for them to record. Wind blowing a sailboat across the water serves as an illustration of the Holy Spirit's effect on the writers. The Holy Spirit bore them along so when they finished writing, not one word was wrong or out of place.

2. Discuss the trustworthiness of God's Word.

ASK: What doubts might you have about the trustworthiness of the Bible?

ASK: Why can we trust our Bibles even though inspiration of Scripture applies to the original manuscripts (autographs)? *God worked to preserve extremely accurate copies of the originals over the centuries. Any variations in ancient texts due to human error are minor and inconsequential to Bible doctrine.*

ASK: How should we respond to having God's trustworthy Word? *We should want to know it and take steps to learn how to understand it better.*

3. Alternate between erasing a few words and reviewing the memory verses as a class.

Session Application

Gather

- "Let the Bible Play Loudly" poster
- Markers.
- Video 1 from DVD ("Benefits of Bible Study").

Steps

1. Review the lesson.

From the day God created Adam, He began to reveal His truth to humanity. But after Adam sinned, humanity's need for God's truth changed. Every person would be separated forever from God if God didn't reveal how to be reconciled to Him. God reveals truth about Himself through His creation, but His revelation through Jesus and the Bible reveals all we need to know about Him. We can trust the Bible because the Holy Spirit inspired it. It contains God's specific, trustworthy words. We should therefore respect the Bible and seek to know it through diligent study. We should let the Bible play loudly in our lives.



2. Display the “Let the Bible Play Loudly” poster. Complete the “noises that compete with the Bible” section of the poster.

ASK: What are the noises that compete with the Bible for your time and attention? (Record answers in the top, lefthand box. Have students add simple drawings to go along with each answer.) *Friends, social media, music, movies, ads, school, books, sin nature.*
3. Ask students what they could do to reduce the volume of competing noises in their lives. Let them give you suggestions. Consider adapting the following list as you record answers on the poster.
 - Ask God to guide your noise-reducing process.
 - Identify all the sources of noise in your life.
 - Evaluate the effects of the noise on your life.
 - Eliminate destructive noises.
 - Limit noises that monopolize your time.
 - Commit your noise reduction plan to the Lord.
4. Complete the “opportunities to tune in to the Bible” section.

ASK: What are the opportunities you have to tune in to God’s truth? (Record answers in the top, righthand box. Have students add simple drawings to go along with each answer.) *Sunday School, friends, parent or mentor, worship services, Bible memory, Bible study, music, books.*
5. Ask students what they could do to increase the volume of God’s Word in their lives. Let them give you suggestions. Consider adapting the following list as you record answers on the poster.
 - Set aside time for purposeful Bible intake.
 - Memorize Bible verses.
 - Hone Bible study skills.
 - Choose godly friends and possibly a mentor.
 - Listen to Christian music.
 - Attend church faithfully.
6. Emphasize the students’ need to hone their Bible study skills. This course will help them do that so they can greatly increase their exposure to and intake of God’s Word.
7. Play video 1 (“Benefits of Bible Study”) from the DVD to encourage your students to adopt the discipline of daily Bible study.

Session Takeaways

Before dismissing the students, draw their attention to the Time with God page in their student books. Instruct them to complete the study on their own. The activity encourages them to seek to know God’s Word.