



OVERVIEW					
Youth	Showcase 1	Showcase 2	Showcase 3	Showcase 4	Showcase 5
Title	Showing Christ's Love	Showing Christ's Holiness	Showing Christ's Compassion	Showing Christ's Humility	Showing Christ's Faithfulness
References	Matthew 1:18–25; Luke 2:1–11 (Jesus Is Born)	Matthew 4:1–11 (Jesus Is Tempted)	Mark 6:30–44 (Jesus Feeds over 5,000)	John 13:1–17 (Jesus Washes Feet)	Matthew 27:27–31, 39–46, 50; 28:1–8, 18–20 (Jesus Is Crucified, Then Rises to Life)
Focus	Christ's love in us	Christ's holiness in us	Christ's compassion in us	Christ's humility in us	Christ's faithfulness in us
Memory Verses	"For God so loved the world that He gave His only begotten Son, that whoever believes in Him should not perish but have everlasting life" (John 3:16).	"It is written, 'Be holy, for I am holy'" (1 Peter 1:16).	"Jesus, when He came out, saw a great multitude and was moved with compassion for them, because they were like sheep not having a shepherd" (Mark 6:34).	"I have given you an example, that you should do as I have done to you" (John 13:15).	"You shall be witnesses to Me in Jerusalem, and in all Judea and Samaria, and to the end of the earth" (Acts 1:8).
Games	<ul style="list-style-type: none"> Ani-motion Relay Don't Mess with That Llama! Flutter & Catch Luggin' Llamas 	<ul style="list-style-type: none"> Timber! Avoid Temptation Built Strong Beaver Balloon Bop 	<ul style="list-style-type: none"> Compassion Fill-up Playful Dolphins Sharks & Dolphins 	<ul style="list-style-type: none"> Elephant Trunk Soccer Savanna Sling-it Soaker Wash 	<ul style="list-style-type: none"> Penguin Relay Creature Corners Keep It Up
Snacks	<ul style="list-style-type: none"> Llama Wool Yummy South America Llama Crackers Andes Trail Mix 	<ul style="list-style-type: none"> Beaver Lodge Cookies Beaver Cup Santos's Apple Tree 	<ul style="list-style-type: none"> Fishing with Dolphins Dolphin Compassion Sea Snack Mix Fish in the Seaweed 	<ul style="list-style-type: none"> Animal Cracker Dip Elephant Memory Mini Elephant Ears 	<ul style="list-style-type: none"> Polar Ice Sandwiches Penguin Swim Cheese Icebergs Faithful Penguins
Crafts	<ul style="list-style-type: none"> Festive Clover the Llama Fluffy Llama God Sent His Son 	<ul style="list-style-type: none"> Jesus in View Memory Box Love God's Word Follow the Trail 	<ul style="list-style-type: none"> Color Your Own Dolphin Diving with Dolphins Dolphin Friend 	<ul style="list-style-type: none"> Colorful Critter Necklace WildLIVE! Memo Board Boldly Live for Jesus Follow the Leader Elephants 	<ul style="list-style-type: none"> Ice Skating Penguin Good News Hearts Jesus Always Loves Us

Thank you for using Regular Baptist Press material!



Regular Baptist Press

RegularBaptistPress.org • rbpVBS.org

© 2024 Regular Baptist Press • RBP33663 • ISBN 978-1-64213-979-2

Joshua Mason, Creative Manager • Teresa Hemmings, Writer • New King James Version

Scripture taken from the New King James Version®. Copyright © 1982 by Thomas Nelson, Inc.

Used by permission. All rights reserved.

YOUTH TEACHER BOOK



Welcome

Welcome to WildLIVE!	2
A Day at WildLIVE!	3

Things You Should Know

About Me: Youth (Grades 7–12).....	6
Learning That Lasts	7
Teaching Tips	8
Motivating Desirable Behavior	10
Leading a Student to the Savior.....	11
Sharing the Salvation Message.....	12
Missions Project: Operation Care	14
Decorating Your Classroom.....	15
Clip Art.....	18
Making WildLIVE! Your Own.....	19
Plugging In Older Students	20

Bible Lessons

Showing Christ's Love	23
Showing Christ's Holiness.....	31
Showing Christ's Compassion	39
Showing Christ's Humility	47
Showing Christ's Faithfulness.....	55

Showing Christ's LOVE



Matthew 1:18–25; Luke 2:1–11 (Jesus Is Born)

MEMORY VERSE

“For God so loved the world that He gave His only begotten Son, that whoever believes in Him should not perish but have everlasting life” (John 3:16).

EXTRA CREDIT VERSES

Mic. 5:2; Rom. 5:8; 1 John 4:7, 8

TOPIC

Christ's love in us

THEME

Jesus came to save us so we might know and share His love.

DESIRED STUDENT RESPONSE

Students will respond to the revelation of God's love by loving others.

TAKEAWAY

I can know and show God's love because He loves me.



- Greet students with enthusiasm. Get to know each student.
- Make sure you have a completed registration card (30208) for each student.
- Distribute nametags (33633) and WildLIVE! Passes (33634).
- Introduce yourself and other VBS leaders.
- Open the class time with prayer.


IDEA ►

For added variety during Welcome time, you could set up stations and run more than one welcome activity at the same time. Students either rotate between activities or choose their favorite.

TIP ►

Before class, do a quick online search to get familiar with captivating creatures that live in South America.

Examples include alpacas, capybaras, collared peccaries, glass frogs, guanacos, llamas, long-wattled umbrellabirds, matamatas, Patagonian maras, pink fairy armadillos, sloths, and spectacled bears.



Youth Student Book
(33664)



Option 1: Seeing the Invisible

Materials

- Large bowl; cling wrap; rice; box; wooden spoon.

Before class: Stretch a piece of cling wrap tightly over a large bowl.

We know that many things surround us which we can't see.

ACTIVITY: Ask two volunteers to come to the front to help you. Place several grains of rice on the cling wrap that is stretched over the bowl. Ask the first volunteer to hold a box very close to the bowl (but not touching) and to hit the box with a wooden spoon several times. **ASK:** What invisible force can we "see" with this action? (*Sound; the sound waves make the rice move.*) **ACTIVITY:** Ask another volunteer to hold the grains of rice while you remove the cling wrap and set it aside. Have the volunteer drop the grains into the bowl from several inches above the bowl. **ASK:** What invisible force can we "see" with this action? (*Gravity makes the rice fall.*)

To observe invisible forces or elements, we notice the effects they have on other objects. This is true in both nature and character traits. How do we "see" things like love, compassion, or humility? We observe the effects—in other words, the actions of those who have those traits.

Option 2: Clues from the Creator

Materials

- Paper; markers; whiteboard; tape.

Before class: Tear sheets of paper into irregularly shaped scraps (four or five scraps per sheet of paper).

ACTIVITY: Give each student a scrap of paper. Ask students to decorate their scraps with a clue about themselves and then tape their scraps to the whiteboard. Admire the artwork and make deductions from the clues.

When we look at someone's creations—such as paintings, stories, or songs—we may find clues about who the creator is. Similarly, God left all sorts of clues about Himself in His creation. This week we'll examine some extraordinary animals and notice traits about them that illustrate several concepts about Who God is and how we can be more like Him.

Option 3: Love a Llama

Materials

- Lesson 1 student books (33664); pencils.

ACTIVITY: Allow students to work in pairs to complete the Love a Llama activity in their student books.



What facts about llamas surprised you? How would you describe a llama’s general disposition? Llamas make great companion pets because they’re friendly and loving. In today’s lesson we’ll learn about a love that is greater than any love shown by humans or animals on earth.

Introduction

Materials

- Paper.

Before class: Write each of the following on slips of paper, one description per slip: “friendly,” “over-the-top,” “disinterested,” “hostile.”

Llamas are often warm, welcoming animals. They’re known for friendly greetings—unless they sense a threat! Then the visitor might get a different kind of welcome, accompanied by spit and aggressive movements.

ACTIVITY: Ask four volunteers to form a welcoming committee for VBS. Give each volunteer a slip of paper and have them welcome the class with that attitude. **ASK:** Which of the four welcomes would you expect to receive here? Which would be the most unusual? Which would encourage you to come back or not come back?

Today we’re going to focus on Jesus’ unusual welcome into our world. We’ll see how His birth clearly displays God’s love for us!

Explore the Bible!

Materials

- Bible; poster board; scissors; tape; glue; 4" x 6" index cards; instructions for doors on the director resources CD (33602); *optional:* pictures of royal families.

Before class: Mark Micah 5:2 in your Bible so it’s easy to quickly find, as most of the lesson will be from the New Testament. Prepare a visual for the lesson by following the instructions on the director resources CD.

At VBS we’ll be learning about the most wonderful person in history, Jesus Christ. He’s our example of how to live, but even better, He is the Savior. Today we’ll learn how the Savior, the eternal Son of God, came to live on the earth. It’s a familiar story to many of you, but it is much more than just a Christmas story. How the Savior, the eternal Son of God, came to live on the earth is a show-stopping display!

ASK: Have you ever been surprised by a gift? What was it?


Times were dark for the conquered Jewish people. The Roman Empire ruled them in an iron grip. For generations, God’s covenant people had eagerly waited for their Messiah (Christ) to come and rescue their nation. But when the Savior

◀ TIP

Consider coaching your volunteers before the activity so they’ll know what is appropriate (e.g., no spitting like a llama!).

◀ TIP

Open in prayer and teach with an open Bible.



Director Resources CD
(33602)

finally came, His birth was such a surprise that most people didn't recognize Him. Let's explore why it was so surprising.

READ: Matt. 1:18. **ACTIVITY:** Open door 1.

Centuries earlier, the prophet Isaiah foretold that the Messiah's mother would be a young, unwed, virgin woman. But Mary's pregnancy came as a big surprise to Joseph, Mary's fiancé.

Joseph thought through his options. What should he do? *Option 1:* he could make a public spectacle of Mary. *Option 2:* he could quietly break the engagement, which in those days meant a divorce. Or *option 3:* he could marry her and bear the stigma of seeming to have fathered an illegitimate child.

Joseph loved Mary and didn't want to humiliate her, so he decided on option 2, quietly ending their relationship. As he pondered his decision, he drifted off to sleep. Then an angel appeared to Joseph in a dream and revealed the truth.

READ: Matt. 1:20.

Mary hadn't been unfaithful to Joseph! Instead, her pregnancy was a miraculous work of the Holy Spirit. The angel told Joseph not to be afraid of marrying Mary. The angel revealed that the child would be a boy, would be named Jesus (which means "Savior" or "the Lord saves"), and would save His people from their sins. This extraordinary child was the Messiah (Christ). He was the Savior of the world!

The Virgin Birth was surprising, but it was also crucial to God's plan. Because Jesus was born to a virgin, He could be fully human, but without a sin nature. The Messiah was completely human while remaining completely God.

ASK: Could a messiah who was only human save all humanity from our sins? (*No. A mere human would have to save himself from his own sin too, and any good he did would be tainted by sin.*) **ASK:** How can we take comfort from the fact that the Savior grew up human, just like you're doing? (*He knows it's sometimes hard to be human. He can sympathize with our struggles.*)

Another surprise was where Jesus was born. It would make sense for the most important person in Israel to be born in the most important place in Israel: Jerusalem. The temple was there, and the most important rulers were there.

But the King of the Jews wasn't born in Jerusalem. He wasn't even born in Nazareth, where Mary and Joseph lived.

READ: Invite a volunteer to read Luke 2:1–5. **ACTIVITY:** Open door 2.

Jesus was born in the little village of Bethlehem. The Roman emperor had ordered every man to his ancestral town to take part in a Roman census. Joseph's family was from Bethlehem, so Joseph and Mary traveled there.

Many Jews hoped for a savior who would defeat the harsh Roman rule and set up a Jewish kingdom. But this was not God's plan. In fact, the human reason Jesus was born in Bethlehem was because Joseph had to comply with an order from the Roman government.

But there was also a much greater reason for Jesus being born in Bethlehem. Hundreds of years before, the prophet Micah had foretold that the Messiah would



be born in Bethlehem. God was in control, and He worked out the events so Jesus would be born there.

READ: Micah 5:2. **ASK:** How do these two surprises (born to a virgin, born in Bethlehem) prove that Jesus is the Messiah? (*He fulfilled prophecies in the Bible about the Messiah.*)

But the most surprising part of Jesus' entrance into this world might be the welcome He received.

READ: Invite a volunteer to read Luke 2:6 and 7. **ACTIVITY:** Open door 3.

The little town of Bethlehem was overflowing with people who were traveling for the census! Joseph and Mary couldn't find anywhere to stay, so they made do the best they could. They stayed in a place that lodged animals.

There Mary gave birth to the Savior. She used the most comfortable place she could find for a crib, an animal's feeding trough (manger).

ASK: Have you seen pictures and videos of royal families? *Optional:* Show pictures of royal families. **ASK:** If a highly important future ruler were born today, how would you expect to hear about it? (*On social media, radio, or other media. The news would be a big deal.*) **READ:** Invite a volunteer to read Luke 2:8–11.

Jesus' birth was not how we would think royalty or deity should be born, nor was the welcome He received! Yet this was God's plan all along.

Nobody heralded Jesus' birth in palaces. No one "important" even knew about His birth for months. Instead, His birth was announced to shepherds tending their sheep. These men must have been startled when angels suddenly showed up!

The angels reassured the shepherds: "Don't be afraid!" This news called for a celebration. That very night the Savior, the long-awaited Messiah, had been born. And He was near and available to them, shepherds nobody knew about.

READ OR QUOTE: John 3:16.

Jesus was born as God's awesome gift of love to the world. John 3:16 tells us about that gift, and the circumstances of Jesus' birth should put a big, highlighted circle around the word "loved" in our minds!

A high-profile, political Savior may have been able to save the Jewish people from the Romans, but God's plan of love was much bigger than that. His plan was to send a humble Messiah to grow up and then die to take the punishment for our sins so we could be saved. God's love cost Him dearly. He chose to help us because He loved us, expecting nothing in return.

ASK: How did Jesus' willingness to be born this way show His great love for us? (*He was willing to humble Himself so He could die for our sins.*)

Jesus submitted Himself to all parts of His Father's plan—including a humble birth, a poor family, and a human body that would go through the difficulties of growing up and living among other people. Jesus willingly became a man so He could bear the punishment of our sins on the cross. What amazing love!

◀ **TIP**

The Bible doesn't specify where the manger was. It may have been in a cave that sheltered animals. Or it could have been in the lowest level of a building where guests occupied the upper levels. Or, perhaps, it was in a stable outside a living accommodation.

◀ **TIP**

A definition of *love*: "Choosing to help someone because you care, expecting nothing in return, not even love or help."



Decision Time



Good News Bracelet Kit
(3805)

Materials

- Bible; gift-wrapped box with a top that can be removed; Good News bracelets (3805); wordless gospel presentation from the L1 resources on the director resources CD (33602).

Before class: Assemble enough Good News bracelets for each member of your class to have one. Place the bracelets in the gift-wrapped box.

READ: John 3:16, emphasizing the words “loved” and “gave.”

Gifts are a good way to show our love for others. God showed His great love for us by giving us the greatest Gift of all.

ACTIVITY: Remove one of the bracelets from the gift-wrapped box and explain what the colors mean, using the wordless gospel presentation in the lesson resources on the director resources CD.

I have a bracelet to give to each of you as a gift. But is this bracelet yours yet? No! Until you reach out and accept it, the bracelet doesn’t belong to you.

The same is true of God’s gift of salvation in Jesus. He offers salvation to everyone, but only those who accept it by faith have it as their own.

ACTIVITY: Distribute the bracelets.

Maybe you’ve received the gift of salvation already. Why don’t you ask God to show you a person who needs to know about His love, then give that person this bracelet? Those of us who have experienced God’s great love are in the perfect position to share His love with others!

PRAY: Lord, I pray that any students who need to accept Jesus as their Savior will do so today. Please lay on the hearts of us who have believed in Jesus to share the good news about Him with others who need to hear it. **ACTIVITY:**

Ask students to keep bowing their heads. Invite those who wish to discuss God’s gift of salvation further to look up at you. Have workers talk with responding students



Discover!

Option 1: If We Were in Charge

Materials

- Whiteboard; dry-erase marker.

Before class: Write “Jesus’ parents,” “Jesus’ birthplace,” and “Jesus’ welcome” on the board.



ACTIVITY: Have students work in small groups to discuss how they might have changed details about the areas written on the board if they were in charge. After several minutes, invite groups to share their ideas. **ASK:** How was God’s way better than anything we could plan?

Option 2: From a Different Perspective

Materials

- Basket; paper.

Before class: Write names of people involved in today’s Bible lesson on slips of paper (e.g., Mary, Joseph, shepherd, innkeeper). Make duplicates of names as necessary to have enough slips for your class. Place the slips of paper in a basket.

ACTIVITY: Divide the class into small groups. Have each group choose a name from the basket and discuss today’s Bible lesson from that person’s perspective (e.g., What fears or uncertainties might he have had? What might she have been feeling?). After several minutes, have groups share their ideas.

At times when we read an account in Scripture, we might forget that the people in it were real, with real fears and joys. Jesus was born into a real family. He can understand our emotions because He experienced them too.



**“For God so loved the world that He gave His only begotten Son, that whoever believes in Him should not perish but have everlasting life”
(John 3:16).**

When a gift is thoughtful, generous, and given at just the right time, we can be confident the giver gave that gift in love. The gift of Jesus Christ—given by the Father—is the most perfect and extravagant gift ever given! Those who accept God’s gift by faith are promised eternal life with Him.

DISPLAY: Show the verse poster (33666) or the PowerPoint of the verse from the director resources CD (33602). **ACTIVITY:** Say the verse a few times with the students. Cover or remove the poster before the memory activities so students can’t look at the words.

Loads of Love

Materials

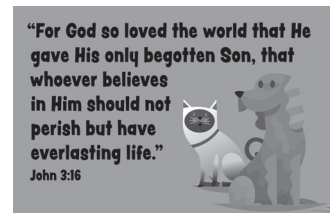
- Craft sticks; marker; tape.

Before class: Write the words of John 3:16 on craft sticks, one word per stick. Make multiple sets.

Llamas are often used in South America as pack animals that haul loads through the mountains.

◀ TIP

Hold your Bible open as you teach the verse, emphasizing that the verse is from the Bible.



Verse Poster
(33666-1)

ACTIVITY: Divide the class into teams. Mark a starting line and an ending line with tape, and have teams gather by the starting line. Give each team a prepared set of craft sticks. Instruct students to carry the craft sticks one at a time on their backs from the starting line to the finish line, where they assemble the sticks in verse order. **ASK:** How did Jesus “carry our load” by coming to the earth? (*He lived the perfect life we couldn’t, died in our place for our sins, and defeated death for us when He rose from the grave.*)



Option 1: The Choice Is Yours

Materials

- Lesson 1 student books (33664).

ACTIVITY: Give students several minutes to thoughtfully complete The Choice Is Yours activity in their student books. Offer yourself and other trusted adults to help answer lingering questions.

Option 2: Christ’s Love in Me


Materials

- Paper; pens or pencils; whiteboard; marker.

Before class: List the categories (below) on the whiteboard.

ACTIVITY: Distribute paper to each student and have students write names that come to mind for each category: a cousin, a neighbor, someone you’ve talked to in the last twenty-four hours, someone you haven’t seen for over three months, a coach or teacher, someone you live with, and someone you see regularly in the community. **DISCUSS:** Have students in small groups discuss ways to show Christ’s love to the people on their lists. After several minutes, have groups share their favorite ideas.

Loving others is always a good idea. But to truly share Christ’s love, we must first be recipients of His gift of love through salvation!



Youth Student Book
(33664)