

Church and Peace



Strong Kids Introduction2
 Middler Resources3
 Basic Classroom Supplies4
 Unit Bulletin Board Ideas4
 Knowing Your Middler Students5

Session	Date	Title	Theme	Page
Unit 1 The Church Begins				
1	June 2, 2024	The Church Caught Fire	Jesus sent the Holy Spirit to help us live for God.	6
2	June 9, 2024	The Church Prayed for Boldness	The Holy Spirit gives us boldness to serve God courageously.	14
3	June 16, 2024	The Church Feared and Flourished	God wants us to serve Him out of respect for Him.	22
4	June 23, 2024	The Church Endured Persecution	God's servants sometimes experience rejection and persecution.	31
Unit 2 The Church Grows				
5	June 30, 2024	Paul Saw the Light	God will save anyone who trusts in Jesus for salvation.	39
6	July 7, 2024	The Gospel Spread	God wants all people to be saved.	47
7	July 14, 2024	The Gospel Went Global	God directs us to people He wants us to reach.	55
8	July 21, 2024	Uproar in Ephesus	God changes lives through His Word in mighty ways.	63
9	July 28, 2024	Broken Ship, Solid Faith	God's servants can face hardships and danger by God's grace.	72
Unit 3 The Church and the Last Days				
10	Aug. 4, 2024	Jesus Will Rapture His Church	Jesus will reward believers for their service for Him.	81
11	Aug. 11, 2024	God Will Trouble the World	God will trouble sinners that they might accept His saving grace.	89
12	Aug. 18, 2024	Jesus Will Return to Reign	Jesus will reign as the perfect King of Kings in His Kingdom.	97
13	Aug. 25, 2024	Jesus Will Make All Things New	Jesus will judge sinners and create a new home for believers.	105



Regular Baptist Press

RBP24059 • Summer Quarter 2024 • Vol. 6, No. 4 • © 2020 Regular Baptist Press • Printed in U.S.A.
 Scripture quotations marked NKJV are from the New King James Version ©. Copyright © 1982 by Thomas Nelson, Inc. Used by permission. All rights reserved. Scripture quotations marked ESV are from The Holy Bible, English Standard Version® (ESV®), copyright © 2001 by Crossway, a publishing ministry of Good News Publishers. Used by permission. All rights reserved.

STRONG[®]

curriculum

A world weak on truth needs a strong, trustworthy message. STRONG Curriculum builds stronger churches by teaching all Scripture to produce spiritually mature believers who measure up to the stature of Christ.



Look for the BuildUP icons in the table of contents and on the first page of each lesson.

A Plan You Can Trust


Regular Baptist Press firmly believes God's Word is living and powerful and more effective than any idea or philosophy man could ever dream up. The Bible is Spirit empowered, so it cannot fail to strengthen kids who interact with its truths. Believing this, we purposefully built Strong Kids on Bible bedrock. We know the curriculum's solid Biblical foundation will make it transformational.


Strong Kids provides each age group with the age-appropriate plan to prepare kids to successfully take the next step in their spiritual growth. The lessons for all five age groups form five steps for building spiritually strong kids.


Strong Kids for Middlers teaches students the Bible timeline. It is chronological from beginning to end so students understand how God's plan unfolded in the past, what His plan is for today, and how His plan will unfold in the future. Students will grasp the Bible's story and will confidently place themselves in the middle of God's plan.


The Strong Kids scope and sequence is built on the seven teaching aims Jesus had during His earthly ministry. Identifying Jesus' aims helps you teach the Bible with purpose and clear goals in sight. Every lesson in the Strong Kids scope and sequence addresses at least one of Jesus' teaching aims.


JESUS' TEACHING AIMS


 **Believe the gospel.** Jesus taught His students to understand, believe, and then share the gospel. This aim is obviously fundamental to all the rest.


 **Understand Biblical ethics.** Jesus instructed His students to live according to moral values. These values provided them with the tools to make wise decisions.

 **Internalize godliness.** Jesus taught His followers to be godly on the inside. He warned them not to become like Pharisees, with a mere outward appearance of godliness.

 **Learn doctrine.** Jesus knew the importance of teaching His students the truth and identified doctrine as one of the means for spiritual growth. Wishy-washy doctrine leads to faulty practice.

 **Develop life skills.** Jesus taught His followers to meet life's challenges in a way that honored and glorified God. He gave them the skills to navigate those challenges successfully.

 **Uplift others.** Jesus' life was all about others. Leading by example, He taught His followers to be all about others too.

 **Prepare to serve.** Jesus prepared His followers to serve in the context of local churches that were established soon after His ascension. He emphasized sacrifice and dedication.

STRONG[®] curriculum

Kit Contents

- Teacher Guide
- Student Book*
- Set of Take-Home Papers*
- One sheet of Recognition Stickers*
- Teaching Picture Book
- Set of Timeline Cards
- Resource CD with online download code
- Bible Story DVD
- Posters

*Order one book or set for each child.

Ordering Information

All materials are available from Regular Baptist Press.

- Web: www.StrongCurriculum.com
- E-mail: orders@rbpstore.org
- Toll-free orders in the United States: 1-800-727-4440
- Fax: 1-847-843-3757
- Canada: Contact your distributor.

In this quarter's Strong Kids for Middlers, students will continue the Bible timeline, studying the start and spread of the church in Acts and the events of the last days in the Epistles and Revelation. They will gain clarity on the sequence and purpose of end-time events. They will be challenged to be active in Christ's church as they anticipate His return and their time of reward in Heaven.



Onetime Purchase (Sold Separately)

- Strong Kids Music Vol. 2



The Doctrinal Basis of Our Curriculum

A more detailed statement with references is available upon request.

- | | | | |
|---|--|---|---|
| <ul style="list-style-type: none"> • The verbal, plenary inspiration of the Scriptures • Only one true God • The Trinity of the Godhead • The Holy Spirit and His ministry • The personality of Satan • The Genesis account of creation • Original sin and the fall of man | <ul style="list-style-type: none"> • The virgin birth of Christ • Salvation through faith in the shed blood of Christ • The bodily resurrection and priesthood of Christ • Grace and the new birth • Justification by faith • Sanctification of the believer | <ul style="list-style-type: none"> • The security of the believer • The church • The ordinances of the local church: baptism by immersion and the Lord's Supper • Biblical separation—ecclesiastical and personal • Obedience to civil government • The place of Israel | <ul style="list-style-type: none"> • The pretribulation rapture of the church • The premillennial return of Christ • The millennial reign of Christ • Eternal glory in Heaven for the righteous • Eternal torment in Hell for the wicked |
|---|--|---|---|

Basic Classroom Supplies

Unit Bulletin Board Ideas

Paper Products

Construction paper
White copy paper
Butcher paper
Poster board
Post-it Notes
4" x 6" index cards
Self-adhesive labels
Sentence strips
Cardstock

Markers

Pencils
Crayons
Colored pencils
Permanent markers
Washable markers

Office Supplies

Cellophane tape
Double-stick tape
Masking tape
Stapler
Scissors

Adhesives

Glue sticks
Craft glue
Plasti-Tak


Miscellaneous

Play-Doh
World map or globe
Craft sticks (regular and jumbo size)
Premoistened towels
Hand sanitizer
Plastic tablecloth
Paper towels
Ziploc bags
Yarn
Chenille wires
Cotton balls

Consider the following way to use your bulletin board.

Units 1 and 2—The Church Begins; The Church Grows

Using black (RBP8512) EZ Letters, put the following title across the top of the board: **God Is Working His Perfect Plan for the Future.** Underneath, add the following title in black EZ Letters: **God's Plans for His Church.** Attach poster 99-P18 to middle of the bulletin board. Provide the students with colored pencils or markers and copies of resource 99-R23. Before or after class, they can add color to the picture and finish the statement on the resource. Have them add their names and then post their resources to the left side of the bulletin board.




99-R23



99-P18

Unit 3—The Church and the Last Days

Keep the bulletin board the same from units 1 and 2. Make resource 99-R24 available to the students. Before or after class, they can add color to the picture and finish the statement on the resource. Have them add their names and then post their resources to the right side of the bulletin board.



99-R24

Knowing Your Middle Students

Description of Physical, Social, and Emotional Development

- I may be experiencing uneven growth in my bones and muscles, making me appear awkward.
- I am developing new skills like riding a bike, climbing, and catching a ball.
- I may be developing faster or slower than my peers.
- I like playing team games and I like to win. I may not lose cheerfully. I understand rules but may cheat or get upset and not want to play.
- I want to be liked by my peer group.
- I like having a best friend with whom I enjoy sharing activities.
- I like to tell jokes and riddles.
- I may have trouble thinking or concentrating if I have a negative opinion about myself.
- I understand what it means to respect others and help someone in need.
- I may talk back as a way to express frustration.

Cognitive (Learning) Development

- I may be reluctant to try new things for fear of failing. I don't want to look bad in front of my peers.
- I am learning to think for myself, develop my own opinions, and explain what I think and feel.
- I can empathize with others and want to help those in need.
- I have begun to accumulate knowledge and can use it to understand new concepts.
- I like to learn new life skills, like cooking and fixing things.

Effective Responses

- Supervise activities with a goal of maintaining a positive experience for all.
- Model behavior that makes each student feel special.
- Inspire all students to encourage one another and build each other up.
- Support students with encouragement and assurance that God created and loves each of us and each is valuable to God.
- Be prepared to step in and offer counsel when people display poor attitudes.
- Respond calmly but firmly when students are disrespectful; do not treat their appearance of disrespect as a threat to you or your authority.

Effective Instructional Methods

- Use conversations about friendship as a way to teach students that God is our ultimate friend.
- Build on what students already know about God and the Bible. (This requires you to know your students.)
- Be ready to respond to spiritual questions with simple, concise answers.
- Use students' abilities to state opinions. Ask for their opinions and insights about matters related to the lesson.
- Encourage participation, but allow reluctant students to opt out.
- Invite volunteers to read aloud Bible verses, but don't embarrass students by calling on them to do something they are not comfortable doing.
- Use riddles about Bible characters and story content to stimulate interest and for review.
- Discuss how we can use our knowledge and skills to serve God by serving others. Talk together about people who need help and how helping them shows God's love.

SESSION 1 | UNIT 1

The Church Caught Fire

Coming of the Holy Spirit

Scripture Focus

Acts 1; 2

BuildUP Theme



PREPARE TO SERVE

Jesus sent the Holy Spirit to help us live for God.

Measurable Response

The students will determine what they could do by the Spirit's power.

Memory Verse

"But you shall receive power when the Holy Spirit has come upon you; and you shall be witnesses to Me . . . to the end of the earth" (Acts 1:8). NKJV

"But you will receive power when the Holy Spirit has come upon you, and you will be my witnesses . . . to the end of the earth" (Acts 1:8). ESV

Teacher Preparation

- ❑ Read Acts 1:8. Living by the Spirit always leads to witnessing to the lost. How often you share the gospel, then, indicates how dependent you are on the Spirit. If you ignore the lost, you are probably depending on your own strength.
- ❑ Dependence on the Spirit grows as you fill your mind with the Word of God. The Spirit uses the Word to renew your mind and prompt you to obey the Lord.
- ❑ Help your students understand the importance of the coming of the Spirit to start the Church Age. The Spirit gives believers the power to grow spiritually and to serve God effectively.

Recognition Charts

Give students an attendance and verse chart (student book page 29). Give each student sticker 1 for attendance. Give the students an opportunity to earn the Bible sticker for week 13 of last quarter by quoting Matthew 28:18 and 19, last week's memory verses.



Sticker Chart



Recognition Stickers

Week 1



CHURCH AND PEACE

Session Starters

Option 1—Flame

Gather

- Resource 99-R1.
- Crayons or colored pencils.
- Scissors.
- Masking tape or painter's tape.

Steps

1. Before class, make enough copies of resource 99-R1 to give each student one flame. Loosely cut around each flame to separate them.
2. Students color their flames, personalize them as desired, and cut them out.
3. Students tape their flames to their foreheads and respond to the sight of seeing each other with the flames on their faces.

ASK: How would you respond if you saw an actual flame on someone's head?

ASK: When, if ever, do you think it would be good to have a flame on your head?

4. Transition to the Bible lesson.

The Holy Spirit used fire to announce His arrival on earth and the subsequent spread of Christianity from person to person around the world. He caused flames to appear above the believers to demonstrate His personal presence and power in their lives. We have the Spirit's presence and power in our lives too. In this lesson we will learn about His arrival on earth and His importance in our lives.



99-R1

Option 2—Timeline Card Review

Gather

- Timeline cards 1-42 from sets 1-7 from previous quarters.
- Timeline card 43 from set 8 of the current quarter.

Steps

1. Lay out the cards 1-42 from sets 1-7. Students pick out the cards that picture fire.



Cards 1-42

ASK: What did God communicate by fire throughout Bible history? *His presence with Israel in the pillar of fire over the tabernacle (card 11). His presence with Gideon's three hundred soldiers (card 20). His presence and power with Elijah on Mount Carmel (card 32).*

ASK: Why do you think fire is a good symbol of God's presence? *Fire is powerful. It spreads and continues to burn. God's power and influence spreads every day.*



Card 43

2. Show card 43 from set 8 of the timeline cards. Point out the flames above the people's heads.

ASK: Why do you think there are flames above these people?

3. Transition to the Bible lesson.

In today's lesson we will learn why the fire above the people's heads is important to us and the key to our success as we serve God.

Bible Study

Gather

- Resource 99-R2 or teaching picture 98-14 from spring quarter.
- Teaching picture 99-1.
- Access to website with free sound effects.

Last week we learned that Jesus promised His disciples the Holy Spirit would come to them after He left earth. This lesson will explain how the Spirit came, why His coming was important for Jesus' followers, and why it is important for us today.

I. Jesus' Promise of Power (Acts 1:4–26)

The book of Acts begins with Jesus' ascension back into Heaven. Before He left, He told His disciples to wait in Jerusalem for the baptism of the Holy Spirit.

READ: Acts 1:4, 5.

To be baptized by the Holy Spirit simply means to have the Holy Spirit come and live in you. The disciples were glad to hear about the Holy Spirit, but they didn't fully understand why Jesus was leaving and why He didn't start His earthly Kingdom at that time. Jesus answered them by saying God the Father would send Jesus to set up His Kingdom when the time was right.

READ: Acts 1:6, 7.

Jesus still hasn't set up His Kingdom on earth. One day He will come back to rule the world from Jerusalem, but Jesus' Kingdom isn't God's program for today. We will learn about Jesus' Kingdom later in the quarter.

READ: Acts 1:8.

ASK: What does it mean to be a witness to Jesus? *It means to share the good news of salvation with the world.*

The disciples were beginning to understand why Jesus needed to leave and why He wasn't setting up His Kingdom at that time. He wanted them to be His witnesses in the power of the Holy Spirit. We learned about that in the previous session to end last quarter.

READ: Acts 1:9.

DISPLAY: Resource 99-R2 or teaching picture 98-14 from the spring quarter.



99-R2

As we learned last week, the disciples stood looking up into Heaven like a puppy staring through a window at his owner who is driving away. They wondered when Jesus would come back to them. God, knowing the disciples were confused, sent two angels both to restate Jesus' promise of His return and to encourage them to get busy doing the Lord's work.

READ: Acts 1:10, 11.

Jesus had told the disciples they would be His witnesses in the world (1:8). That was their mission from Him. First, though, they needed to receive the Holy Spirit, their power for carrying out their mission. So they went back to Jerusalem to wait and pray.

READ: Acts 1:12–14.

As the disciples waited for the Holy Spirit, they appointed a replacement for Judas (1:15–26). Remember that Judas betrayed Jesus and then tragically killed himself. Under God's direction, the disciples chose Matthias to be the twelfth apostle. With Matthias in place, the apostles, a word meaning "sent ones," remained together to wait for God's new program to begin.

II. The Holy Spirit's Display of Power (Acts 2:1–17)

A. Holy Spirit's arrival (2:1–3)

READ: Acts 2:1, 2.

ACTIVITY: Before class, identify a website with free sound effects. Play a strong wind sound effect for the students to hear.

ASK: What do you do when you hear or feel a strong wind?

Strong wind sometimes makes us feel weak. God wanted His followers to sense their human weakness by sending the sound of a mighty wind. No doubt their initial response was to shrink to the floor or try to hide. Nobody likes to be in the way of a mighty wind.

God wanted His followers to understand just how reliant they needed to be on the Holy Spirit for their power to witness for the Lord. On their own, God's followers would cower and try to hide when they faced persecution and attacks for being a witness for Christ. Many of them eventually endured beatings and imprisonment. Some of them willingly gave their lives for the sake of the gospel. The Holy Spirit helped them live for God when it was difficult and dangerous.

READ: Acts 2:3.

DISPLAY: Teaching picture 99-1. Point out the flames above Jesus' followers.

ASK: Why do you think God sent fire to represent the coming of the Holy Spirit to believers?



99-1

As we have learned from our study of the Old Testament, God often used fire to represent His presence with His people (Exod. 19:18). Fire is a good symbol of God's presence because it is both powerful and bright. It represents His infinite ability and His holiness, or complete separation from sin.

ACTIVITY: If you didn't use the Timeline Review in the session starter (option 2), consider doing that activity at this point in the lesson. Point out the importance of God's fiery presence throughout the Bible. The coming of the Holy Spirit to live in believers brought God and people together.

Fire naturally spreads and grows stronger. In that regard, it makes a great illustration of the spread and strengthening of the church through the power and presence of the Holy Spirit in believers. In a real sense, Christ's church has been ablaze for nearly two thousand years because of the Holy Spirit's power in believers.

B. The Holy Spirit's power (2:4–17)

READ: Acts 2:4–8.

In the early days of the church, speaking in tongues was the ability for a person to speak in a language he had never learned. The Holy Spirit gave the person that ability. Imagine you started speaking in German even though you had never studied the language. That would be unusual!

ASK: If you could suddenly speak in a foreign language, what language would you choose?

ACTIVITY: Go to Biblegateway.com and find the audio Bibles option under the Read the Bible tab in the menu. Play parts of Acts 2 in a few different languages. Have the students guess which language is being read to them.

The sound of people speaking foreign languages amazed some of those in the crowd in Jerusalem (2:7–11). They wondered out loud what the sign meant (2:12). Others mocked the believers (2:13). Peter stood up and explained that speaking in unlearned foreign languages was part of God’s plan and a sign of God’s power in believers (2:14–17). The ability also showed that the gospel is for everyone in the world. No matter what language a person spoke, the gospel was for him or her.

The Holy Spirit no longer empowers people to speak in languages they never learned. He stopped doing that about the time the New Testament was complete. Sharing the gospel with foreign nations in the world today requires learning the foreign language and translating the Bible into that language.

Today, the complete Bible has been translated into 674 languages with at least a part of the Bible in 3,324 languages. Bible translators understand that the gospel is for everyone in the world, regardless of the language they speak.

ASK: What experiences do you have with learning a second language?

The coming of the Holy Spirit started Christ’s new program called the “church.” Christ’s “church” refers to all believers from the coming of the Holy Spirit in Acts 2 until the rapture of the church at some point in the future. We will learn more about the Rapture in coming weeks. For now, we need to know that we are in the Church Age and that God has empowered us to live for Him and to share the gospel.

Today there is no rushing wind, flames, and speaking in tongues when a person trusts in Jesus as Savior, but the Spirit still comes to live in him or her. The Spirit never changes. His power in us is the same power that was in the believers in the early church.

ASK: What might the Holy Spirit empower you to do? *To say no to sin and yes to serving God; to have boldness to witness; to have wisdom on how to deal with problems.*

We should rely on the Holy Spirit in us to help us obey God and share His love with the world. In fact, because we have the Holy Spirit in us, we have no excuse for not serving God with great power!

Memory Builder

Gather


- Poster 99-P2.
- White construction paper.
- Cardstock.
- Tape.
- Colored pencils or markers.

Steps


1. Before class, cut 3.5-inch circles out of construction paper. Make enough for your students to have one each. If you have a small class, cut two or three circles per student. For each circle you make, cut 3-inch strips of cardstock about half an inch wide.
2. Display poster 99-P2 and read the verse together as a class.
3. Give each student a circle and access to the colored pencils or markers. Students draw a symbol of power on the circle and color it. Suggested symbols include a lightning bolt, a strong fist, a power button, a battery, and a rocket.
4. Help the students tape one end of their cardstock strips to the back of their circles. Tape the strip in the middle of the circle and then fold it out so it is perpendicular to the circle.
5. Students take turns sharing their symbols of power. Tape the free end of their cardstock strips to the poster and fold it so the circle pops off the poster.
6. Students work on memorizing the verse.



99-P2 NKJV



99-P2 ESV



Student book page 3

Session Application

Gather

- Student book page 3.

Steps

1. Distribute a copy of student book page 3 to each student.
2. Students complete the puzzle in section 1. The answer is as follows: The Holy Spirit came to DWELL in believers so they might have POWER to OBEY God, experience COMFORT during times of trouble, and have WISDOM for making important decisions.

- Students draw or describe what they could do through the Spirit's power today and in the future (section 2). Suggestions include witnessing to a friend, helping mom with housework without complaining, responding to bad news with faith and peace, and showing love to a sibling.
- Close in prayer. Thank God for the presence of the Spirit in our lives. Ask God to help your class learn to rely on the Holy Spirit.

Session Takeaways

PERSONAL FOCUS

Before dismissing the students, draw their attention to the My Time in God's Word activity on page 4 of their student books. Instruct them to complete the activity at home as a guide for interacting with God's Word in the coming week. The activity reviews key points from the lesson.

PARENT CONNECT

Distribute the Strong Kids at Home sheet for lesson 1. Point out the Measuring Growth section on the back of the take-home paper. This is an opportunity for the students' parents to get a snapshot of the lesson and to consider what applying the lesson should look like in their child's life.

Plan to give the Quarter Overview page included at the front of the Strong Kids at Home sheets to a parent of each student in your class. This page informs the parents of what their students are learning. For your convenience, the summary page is also on the resource CD. Feel free to deliver it to your students' parents electronically.

If you have not yet ordered the Strong Kids at Home sheets for this quarter, we encourage you to do so. They provide a valuable connection between your classroom and the home.



Student book page 4



Take-home Paper week 1