

God Rewards



Christ Starts His Church

Christ Builds His Church

Christ Rewards His Church

Note to Teacher

This book has been prepared for pre-primary children. The book is perforated so you can tear out each sheet, complete it in class, and send it home with the child. Each page includes directions for completing the activities on that page. Encourage the children to share their papers with their parents. The parents' letter is on page 3. Send it home with the child on the first Sunday of the quarter or deliver it personally before the quarter begins. The back of the letter contains unit overviews and a list of memory verses for the quarter.

As you prepare for the quarter, take apart the student books and cut around the stickers for each lesson. Put the lesson 1 student book pages and stickers in an envelope or folder; put lesson 2 student book pages and stickers in another envelope; do the same for all 13 lessons. This will help you be ready each Sunday morning.

If children are absent, make sure they receive their handwork sheet, stickers, and the Strong Kids at Home take-home paper. This will help them review the Bible lesson they missed.

Using the Student Book Pages

This resource will help you review the Bible lesson and memory verse with your students. As the children are working on their student book pages, talk about the Bible story or its application. Help the children write their names on their papers.

Materials

- | | |
|------------------|---|
| Lesson 1 | Flame stickers (5); Holy Spirit stickers (3). |
| Lesson 2 | Basket stickers (2). |
| Lesson 3 | Healed man, praying girl, Heaven stickers. |
| Lesson 4 | Praying hands sticker. |
| Lesson 5 | Stickers: fruit, corn, bread, water jar, bag, heart. |
| Lesson 6 | Philip sticker; craft stick; sand paper strips (optional). |
| Lesson 7 | Prison door sticker; number 3 sticker; Jesus stickers (3). |
| Lesson 8 | None. |
| Lesson 9 | Lame man sticker. |
| Lesson 10 | Storm cloud stickers (2). |
| Lesson 11 | Crown and Jesus stickers; cotton balls. |
| Lesson 12 | Crown, Jesus (2), sin (3), cross, praying hands, Heaven stickers. |
| Lesson 13 | Crown stickers (3); white cotton balls; gold glitter. |



Regular Baptist Press

Pre-Primary Student Book • Summer Quarter 2024 • Vol. 6, No. 4 • © 2020 RBP • Printed in U.S.A. • Scripture quotations are from The Holy Bible, English Standard Version® (ESV®), copyright © 2001 by Crossway, a publishing ministry of Good News Publishers. Used by permission. All rights reserved.

THIS MATERIAL MAY NOT BE REPRODUCED IN ANY WAY.

Summer Quarter 2024



Thank you for bringing your child to Sunday School.

Our goal is to teach important Biblical truths about God, God's Word, and God's Son. We want to partner with you to help your child become strong in his or her knowledge of Scripture and develop an unshakable love for the Lord.

God Rewards

In this quarter's lessons of Strong Kids for Pre-Primaries, your child will learn about the beginning of the church. There will be an emphasis on the fact that the church is not a building. It is people who meet to worship God and learn about God's Word. Your child will learn about the coming of the Holy Spirit, the work of the apostles, and the role of deacons in the church. The second unit is a study of the first missionaries. It focuses on Philip, Peter, John, Paul, and Barnabas. Unit 3 will include lessons on the Rapture, rewards, Christ's Kingdom, and the believer's eternal home.

Growing Strong

This quarter's lessons will help your child learn about the role of the local church and the Holy Spirit in his or her life. Though we talk about Christ's return and Heaven, we have no experience or historical reference for it. We depend on what Jesus told His disciples, Isaiah's vision, Paul's explanation of the timetable, and John's revelation. As Paul said, "For we walk by faith." You can help your child build his or her faith and trust in God by learning Scripture. The back of this sheet contains a list of memory verses that coordinate with the lessons. Help your child learn the verse for each week. Make sure your child knows what the verse means as well as what it says.

If you do not regularly attend church with your child, we invite you to come and worship God and learn more of His Word. The pastor or a staff member is always available to answer your questions or talk with you about your spiritual needs. Come and learn more about your Savior, the perfect Son of God.

Sincerely,

Pre-Primary Teacher

Quarter Overview

Christ Starts His Church Weeks 1—5

This unit focuses on the beginning of the church, the people who gather to worship. Children will learn of the coming of the Holy Spirit, the apostles' boldness in preaching and teaching, and the role of deacons.

Christ Builds His Church Weeks 6—10

In unit 2, students learn how the church grows through the first missionaries: Philip, Peter, Paul, and Barnabas. These exciting lessons focus on obedience, travel, faith, and testimony as the gospel is taken to other cities and countries.

Christ Rewards His Church Weeks 11—13

This three-week series introduces future events: the Rapture and reward of believers, our return with Christ to set up His Kingdom on earth, and the expectation of the believers' eternal home in Heaven.

Lesson 1

"But you will receive power when the Holy Spirit has come upon you" (Acts 1:8).

Lesson 2

"All who believed were together" (Acts 2:44).

Lesson 3

"And every day . . . they did not cease teaching and preaching that the Christ is Jesus" (Acts 5:42).

Lesson 4

"And when they had prayed . . . they . . . continued to speak the word of God with boldness" (Acts 4:31).

Lesson 5

"Through love serve one another" (Galatians 5:13).

Lesson 6

"Now an angel of the Lord said to Philip, Rise and go" (Acts 8:26).

Lesson 7

"Go into all the world and proclaim the gospel to the whole creation" (Mark 16:15).

Lesson 8

"They . . . preached everywhere, while the Lord worked with them" (Mark 16:20).

Lesson 9

"Go into all the world and proclaim the gospel to the whole creation" (Mark 16:15).

Lesson 10

"They . . . preached everywhere, while the Lord worked with them" (Mark 16:20).

Lesson 11

"I will come again" (John 14:3).

Lesson 12

"They came to life and reigned with Christ for a thousand years" (Revelation 20:4).


Lesson 13







"Behold, the dwelling place of God is with man. He will dwell with them" (Revelation 21:3).

LESSON 1 The Church's Power

Acts 1:4, 5, 8; 2:1-11

Directions: Add the flame stickers above each believer's head. • Finish coloring the picture. • Listen as your teacher reads the sentences. • Circle the picture that correctly completes each sentence.



1. The believers heard a sound like a rushing  
2. A   appeared above each believer's head.
3. God sent His   to live in each believer.

NAME _____





Power to Serve

"But you will receive power when the Holy Spirit has come upon you." Acts 1:8

Directions: When your teacher reads the sentence, place the Holy Spirit stickers for the missing words. • Trace the words with broken lines. • Look at the pictures below. • Who is helping? Who is being helped? Helping is another word for serving. • Draw a picture of yourself serving someone.

The  is God. God sends the  to each believer.

The  gives each believer the power to serve and obey God.



If you have trusted Jesus as your Savior, then God has given you the Holy Spirit to help you serve Him.

