

Christ and Provision



Strong Kids Introduction2
 Middler Resources3
 Basic Classroom Supplies4
 Unit Bulletin Board Ideas4
 Knowing Your Middler Students5

| Session | Date | Title | Theme | Page |
|--|---------------|------------------------------------|--|------|
| Unit 1 Jesus, the Powerful Teacher | | | | |
| 1 | Mar. 3, 2024 | Jesus Is the Eternal Word | Jesus is the eternal Son of God. | 6 |
| 2 | Mar. 10, 2024 | Jesus Is Perfectly Holy | Jesus qualifies to be our Savior because He is perfectly holy. | 14 |
| 3 | Mar. 17, 2024 | Jesus Offers Eternal Life | Jesus provides the only way to eternal life. | 22 |
| 4 | Mar. 24, 2024 | Jesus Has Power over Creation | Jesus directs His creation to accomplish His will. | 30 |
| 5 | Mar. 31, 2024 | Jesus Has Power over Death | Jesus has power to raise the dead to life. | 39 |
| 6 | Apr. 7, 2024 | Jesus Condemns Hypocrisy | Jesus' true followers worship Him from their hearts. | 47 |
| 7 | Apr. 14, 2024 | Jesus Has Power over Diseases | Jesus has power over sin's effects on our bodies. | 55 |
| Unit 2 Jesus, the Willing Sacrifice | | | | |
| 8 | Apr. 21, 2024 | Jesus Offered Himself | Jesus offers us true peace. | 63 |
| 9 | Apr. 28, 2024 | Jesus Accepted Sacrificial Service | Jesus deserves our honor and sacrificial devotion. | 71 |
| 10 | May 5, 2024 | Jesus Illustrated His Death | Jesus gave us a way to remember His death. | 79 |
| 11 | May 12, 2024 | Jesus Surrendered to God's Will | Jesus willingly died for the sins of the world. | 87 |
| 12 | May 19, 2024 | Jesus Conquered Death | Jesus conquered sin and death by rising from the dead. | 96 |
| 13 | May 26, 2024 | Jesus Commissioned His Followers | Jesus commanded us to tell others about new life in Christ. | 104 |



Regular Baptist Press

Spring Quarter 2024 • Vol. 6, No. 3 • © 2020 Regular Baptist Press • Printed in U.S.A.
 Scripture quotations marked NKJV are from the New King James Version ©. Copyright © 1982 by Thomas Nelson, Inc. Used by permission. All rights reserved. Scripture quotations marked ESV are from The Holy Bible, English Standard Version® (ESV®), copyright © 2001 by Crossway, a publishing ministry of Good News Publishers. Used by permission. All rights reserved.

STRONG[®]

curriculum



A world weak on truth needs a strong, trustworthy message. STRONG Curriculum builds stronger churches by teaching all Scripture to produce spiritually mature believers who measure up to the stature of Christ.

A Plan You Can Trust

Regular Baptist Press firmly believes God's Word is living and powerful and more effective than any idea or philosophy man could ever dream up. The Bible is Spirit empowered, so it cannot fail to strengthen kids who interact with its truths. Believing this, we purposefully built Strong Kids on Bible bedrock. We know the curriculum's solid Biblical foundation will make it transformational.








Strong Kids provides each age group with the age-appropriate plan to prepare kids to successfully take the next step in their spiritual growth. The lessons for all five age groups form five steps for building spiritually strong kids.

Strong Kids for Middlers teaches students the Bible timeline. It is chronological from beginning to end so students understand how God's plan unfolded in the past, what His plan is for today, and how His plan will unfold in the future. Students will grasp the Bible's story and will confidently place themselves in the middle of God's plan.

The Strong Kids scope and sequence is built on the seven teaching aims Jesus had during His earthly ministry. Identifying Jesus' aims helps you teach the Bible with purpose and clear goals in sight. Every lesson in the Strong Kids scope and sequence addresses at least one of Jesus' teaching aims.

Look for the BuildUP icons in the table of contents and on the first page of each lesson.

JESUS' TEACHING AIMS

-  **Believe the gospel.** Jesus taught His students to understand, believe, and then share the gospel. This aim is obviously fundamental to all the rest.
-  **Understand Biblical ethics.** Jesus instructed His students to live according to moral values. These values provided them with the tools to make wise decisions.
-  **Internalize godliness.** Jesus taught His followers to be godly on the inside. He warned them not to become like Pharisees, with a mere outward appearance of godliness.
-  **Learn doctrine.** Jesus knew the importance of teaching His students the truth and identified doctrine as one of the means for spiritual growth. Wishy-washy doctrine leads to faulty practice.
-  **Develop life skills.** Jesus taught His followers to meet life's challenges in a way that honored and glorified God. He gave them the skills to navigate those challenges successfully.
-  **Uplift others.** Jesus' life was all about others. Leading by example, He taught His followers to be all about others too.
-  **Prepare to serve.** Jesus prepared His followers to serve in the context of local churches that were established soon after His ascension. He emphasized sacrifice and dedication.

STRONG[®] curriculum

Kit Contents

- Teacher Guide
- Student Book*
- Set of Take-Home Papers*
- One sheet of Recognition Stickers*
- Teaching Picture Book
- Set of Time-line Cards
- Resource CD with online download code
- Bible Story DVD
- Posters

*Order one book or set for each child.

Ordering Information

All materials are available from Regular Baptist Press.


- Web: www.StrongCurriculum.com
- E-mail: orders@rbpstore.org
- Toll-free orders in the United States: 1-800-727-4440
- Fax: 1-847-843-3757
- Canada: Contact your distributor.

In this quarter's Strong Kids for Middlers, students continue the Bible timeline, covering the life of Christ in the Gospels. They will marvel at His power as the Son of God and rejoice in His love shown by His death on the cross. Students will be encouraged to trust Christ as their Savior and live for Him.



Onetime Purchase (Sold Separately)

- Strong Kids Music Vol. 2



The Doctrinal Basis of Our Curriculum

A more detailed statement with references is available upon request.

- | | | | |
|---|--|---|---|
| <ul style="list-style-type: none"> • The verbal, plenary inspiration of the Scriptures • Only one true God • The Trinity of the Godhead • The Holy Spirit and His ministry • The personality of Satan • The Genesis account of creation • Original sin and the fall of man | <ul style="list-style-type: none"> • The virgin birth of Christ • Salvation through faith in the shed blood of Christ • The bodily resurrection and priesthood of Christ • Grace and the new birth • Justification by faith • Sanctification of the believer | <ul style="list-style-type: none"> • The security of the believer • The church • The ordinances of the local church: baptism by immersion and the Lord's Supper • Biblical separation—ecclesiastical and personal • Obedience to civil government • The place of Israel | <ul style="list-style-type: none"> • The pretribulation rapture of the church • The premillennial return of Christ • The millennial reign of Christ • Eternal glory in Heaven for the righteous • Eternal torment in Hell for the wicked |
|---|--|---|---|

Basic Classroom Supplies

Paper Products

Construction paper
White copy paper
Butcher paper
Poster board
Post-it Notes
4" x 6" index cards
Self-adhesive labels
Sentence strips
Cardstock

Markers

Pencils
Crayons
Colored pencils
Permanent markers
Washable markers

Office Supplies

Cellophane tape
Double-stick tape
Masking tape
Stapler
Scissors

Adhesives

Glue sticks
Craft glue
Plasti-Tak

Miscellaneous

Play-Doh
World map or globe
Craft sticks (regular and jumbo size)
Premoistened towels
Hand sanitizer
Plastic tablecloth
Paper towels
Ziploc bags
Yarn
Chenille wires
Cotton balls

Unit Bulletin Board Ideas

Consider the following way to use your bulletin board.

Units 1 and 2

The sessions for this quarter follow Jesus' ministry on earth. The first seven sessions emphasize His power, and the final six emphasize His willingness to sacrifice Himself for our sins. Use your bulletin board to remind your students about these truths.

Cover the bulletin board with backing. Use Red Scalloped Border (RBP8538) around the edges. Using black (RBP8512) EZ Letters, put the following title across the top of the bulletin board: JESUS IS THE. Along the middle of the board put the following: TEACHER AND. Along the bottom put the word SACRIFICE.

Print resources 98-R10 through 98-R19 onto cardstock. Make enough copies to spell the words POWERFUL and WILLING. Cut out the letters and make them available to your students to color. Provide craft materials for them to use to add design to the letters. Post the letters on the bulletin board. The finished phrase should read, JESUS IS THE POWERFUL TEACHER AND WILLING SACRIFICE. Consider using pop dots to make the letters pop off the bulletin board.



98-R10—R19

Knowing Your Middle Students

Physical, Social, and Emotional Development

- I may be experiencing uneven growth in my bones and muscles, making me appear awkward.
- I am developing new skills like riding a bike, climbing, and catching a ball.
- I may be developing faster or slower than my peers.
- I like playing team games and I like to win. I may not lose cheerfully. I understand rules but may cheat or get upset and not want to play.
- I want to be liked by my peer group.
- I like having a best friend with whom I enjoy sharing activities.
- I like to tell jokes and riddles.
- I may have trouble thinking or concentrating if I have a negative opinion about myself.
- I understand what it means to respect others and help someone in need.
- I may talk back as a way to express frustration.

Cognitive (Learning) Development

- I may be reluctant to try new things for fear of failing. I don't want to look bad in front of my peers.
- I am learning to think for myself, develop my own opinions, and explain what I think and feel.
- I can empathize with others and want to help those in need.
- I have begun to accumulate knowledge and can use it to understand new concepts.
- I like to learn new life skills, like cooking and fixing things.

Effective Responses

- Supervise activities with a goal of maintaining a positive experience for all.
- Model behavior that makes each student feel special.
- Inspire all students to encourage one another and build each other up.
- Support students with encouragement and assurance that God created and loves each of us and each is valuable to God.
- Be prepared to step in and offer counsel when people display poor attitudes.
- Respond calmly but firmly when students are disrespectful; do not treat their appearance of disrespect as a threat to you or your authority.

Effective Instructional Methods

- Use conversations about friendship as a way to teach students that God is our ultimate friend.
- Build on what students already know about God and the Bible. (This requires you to know your students.)
- Be ready to respond to spiritual questions with simple, concise answers.
- Use students' abilities to state opinions. Ask for their opinions and insights about matters related to the lesson.
- Encourage participation, but allow reluctant students to opt out.
- Invite volunteers to read aloud Bible verses, but don't embarrass students by calling on them to do something they are not comfortable doing.
- Use riddles about Bible characters and story content to stimulate interest and for review.
- Discuss how we can use our knowledge and skills to serve God by serving others. Talk together about people who need help and how helping them shows God's love.

SESSION 1 | UNIT 1

Jesus Is the Eternal Word

Jesus' eternity and baptism

Scripture Focus

Matt. 3:13–17; John 1:1–9

BuildUP Theme



LEARN DOCTRINE

Jesus is the eternal Son of God.

Measurable Response

The students will express their trust in Jesus to be with them no matter what happens in the future.

Memory Verses

“In the beginning was the Word, and the Word was with God, and the Word was God. He was in the beginning with God” (John 1:1, 2). NKJV

“In the beginning was the Word, and the Word was with God, and the Word was God. He was in the beginning with God” (John 1:1, 2). ESV

Teacher Preparation


- What nicknames do you have? What do those nicknames reveal about your character?
- Read John 1:1, 2. Why do you suppose Jesus, the eternal Son of God, is called the Word?
- John introduced his readers to Jesus as the “Word” because Jesus reveals the Father’s character and ways.
- This lesson helps your students respond to Jesus, the Word and eternal Son of God.

Recognition Charts

The chart on pages 29 and 31 is a timeline of significant Bible events and people. Last quarter’s timeline charts will fit next to the timeline charts from this quarter. When the two-year cycle is over, your students will have 16 pages of a continuous, illustrated Bible timeline.

Give all students an attendance and verse chart (student book page 29). Give each student sticker 1 for attendance. Give the students an opportunity to earn the Bible sticker for week 13 of last quarter by quoting 1 John 2:1, last week’s memory verse. Give the students their winter quarter charts and post their spring charts.

Poster 98-P1 continues the timeline from the previous six quarters. Instructions for the timeline cards are included in the appropriate lessons.




Student Book page 29



Recognition Stickers

Week 1



98-P1

Session Starters

Option 1—New Nicknames

Gather

- Self-adhesive nametags.
- Markers.

Steps

1. Give a self-adhesive nametag to each student.
2. Students write a new nickname for themselves on their nametags.
3. Students share the reasons for their nicknames and put on their nametags.

ASK: What does your nickname reveal about yourself?

ASK: What nickname might Jesus give Himself?

4. Transition to the Bible lesson.

This lesson is about Jesus' role as the "Word." We will learn why He calls Himself the Word and how we should respond to Him as the Word.

Option 2—Biography Titles

Gather

- Biographies.
- Construction paper.
- Markers.

Steps

1. Display the biographies you brought. Discuss the covers and titles.

A biography is a book about a person's life. Some people write biographies about other people, while others write them about themselves. Those are called autobiographies.

ASK: Which covers do you find interesting?

ASK: Which titles do you think are the best?

ASK: What do the covers and titles communicate about the subjects of the books?

2. Give students construction paper and markers. Give them four minutes to come up with a title for their autobiography. If they have time, they can add cover art.
3. Students share their titles and covers.
4. Transition to the Bible lesson.

ASK: If you were to write a biography about Jesus, what would you call it?

John wrote a biography of sorts about Jesus. He didn't give it a title, but he started his gospel by calling Jesus the Word. Perhaps he could have titled his gospel, "In the Beginning Was the Word." We will learn about Jesus' existence as the Word and what it means to us.

Bible Study

Gather

- Teaching picture 98-1.
- Flashlight or phone.
- Video 1 from the DVD—"Jesus' Birth and Early Life."

I. Introduction of the Word (John 1:1–9)

A. The Word is God (1:1, 2)

READ: John 1:1.

Jesus is the Word, the Son of God, the unique communication of God to humanity. Jesus reveals to us what God the Father is like. When He lived on earth, people could learn about God the Father by watching what Jesus did and by listening to what He said. Jesus' life was like a book about God. The apostle John recorded important events in Jesus' life in his gospel so we might learn about God by "watching" and "listening" to Jesus too.

ASK: Where else have you heard the phrase "in the beginning"? *Genesis 1:1 begins with those words.*

The phrase "in the beginning" doesn't mean the Son of God had a beginning. It refers to a time before God created anything. So the Word, the Son of God, existed before all of Creation.

The phrase "the Word was God" doesn't mean Jesus at some point stopped being God. The verb "was" in the original language means Jesus has continuously existed as God. He has always been God, and He will never stop being God at any point in the future.

ASK: What goes through your mind when you consider that the Son of God, the Word, has always existed from eternity past?

READ: John 1:2.

John wrote that the Word was “with God” (1:1, 2). He meant that God the Son and God the Father relate closely to one another as two distinct persons and yet as one God. That truth is impossible for us to comprehend fully.

ASK: Do we need to fully understand a Biblical teaching before we accept it as truth? Explain. *No. We have finite minds that will never fully comprehend God. We must accept certain truths about Him by faith.*

B. The Word is Creator (1:3)

READ: John 1:3.

After introducing Who the Word is, John included an important truth about what the Word did. Simply put, all things were created through the Word (1:3). In case someone missed that elementary truth, John stated it in the negative too, saying that nothing was made without Him. The verb “made” means more than making a cake or building a tower. It suggests coming into existence. In other words, Jesus created the universe from nothing!

ASK: Can people create something out of nothing? Why not? *No. Everything people “create” uses what Jesus already created.*

ASK: Why do all God’s creatures, including us, have problems, diseases, illnesses, and death? *Sin entered God’s Creation when Adam ate from the forbidden fruit in the Garden of Eden. Sin brought sickness and death on all people.*

The Word didn’t leave us and the rest of humanity with no solution for our sin. He came to earth as the giver of life and light.

C. The Word is Life-giver (1:4–9)

READ: John 1:4.

Physical life comes from Jesus, the Word. No created being can live without Jesus’ life-giving power. We live because Jesus gives us life. In the Garden of Eden, Jesus breathed into Adam and Eve and the animals the breath of life. No creature could come to life on its own.

Jesus is also the “life” in that He brings humanity “light,” a symbol of His truth. Jesus’ truth shows us the way to eternal life. It is like a light shining the way to salvation.

ASK: What is the way to salvation? *Jesus died on the cross to bear*

the punishment for our sins. He saves all who put their trust in His finished work on the cross.

Jesus is the way, the truth, and the life (John 14:6). There is no other way to be saved from our sins. We should be overjoyed that He came into the world to die for us.

READ: John 1:5.

Jesus' light continues to shine in the "darkness," which is a symbol for sin, sinners, and Satan. No enemy of Christ could comprehend, or extinguish, Jesus' light of salvation.

OBJECT LESSON: Turn down the lights. Shine a flashlight or phone light into the darkness. Turn the light off and on to demonstrate stopping the light from shining. Relate that the light of Christ cannot be stopped. There is no off button. The light cannot be covered over because Jesus is God's Son. No one could overpower Him and destroy the way of salvation.

Christ defeated Satan and the power of darkness once and for all through His death and resurrection. He guaranteed that those who believe in Him will have eternal life (Col. 1:12–14; 1 Peter 2:9).

READ: John 1:6, 7.

To help people understand Jesus' mission on earth, God sent John the Baptist to bear witness of Jesus, the Light. John the Baptist's witness established truth concerning Jesus. He presented God's official word on Jesus in order to prepare the way for Jesus' ministry. John spoke with such authority and conviction, however, that some confused him with the Light. So John the apostle clearly stated that John the Baptist was not the Light (1:8). John the Baptist's followers were not to believe in him but in Jesus. John the Baptist pointed individuals to Jesus so they might believe in Jesus.

II. Divine Approval of the Word (Matt. 3:13–17)

A. Jesus' obedience (3:13–15)

Matthew 3 tells us more about the interaction between John the Baptist and Jesus. John the Baptist baptized his followers in anticipation of Jesus' ministry. John's followers had received remission of sins, or forgiveness of their sins, based on their faith in God. Their baptism was a testimony of their salvation. Jesus came to the Jordan River to be baptized too. When John the Baptist spotted Jesus, he questioned whether Jesus needed to be baptized. Jesus hadn't sinned, so He had never received forgiveness of sins.

READ: Matthew 3:13, 14.

John the Baptist tried to stop Jesus from being baptized. He even suggested that Jesus should baptize him instead. John obviously didn't know the reason for Jesus' baptism, so Jesus gave an explanation.

READ: Matthew 3:15.

Jesus had obeyed God the Father perfectly for the thirty or so years He lived on earth prior to His baptism. By submitting to baptism, Jesus showed His desire to continue to obey the Father and complete God's plan to save the world, take away their sin, and give them His righteousness.

ASK: Have you been baptized? Why did you want to be baptized?


Our baptism is a testimony of our salvation. When we are standing in the water, it reminds us of Christ's death on the cross. Going under the water reminds us of Jesus' burial, and coming out of the water pictures His resurrection. Jesus' death, burial, and resurrection were all necessary for our salvation. Your baptism proclaimed to everyone watching that you put your trust in Jesus' death, burial, and resurrection for your salvation.

Jesus' baptism expressed His willingness to be counted as a sinner to bear the sins of the world in His body (2 Cor. 5:21). When He stood in the water, went under the water, and came back up, He pictured His coming death, burial, and resurrection for you!

B. God's approval (3:16, 17)

READ: Matthew 3:16.

DISPLAY: Teaching picture 98-1.



98-1

The Holy Spirit descended on Jesus in the form of a dove to show He provided the power for Jesus' ministry. Jesus ministered to people, healed the sick, and preached under the direction and power of the Holy Spirit.

The dove symbolized Jesus' purity and the peace He would bring to sinners who trusted in Him for salvation. We don't have doves land on us after we trust in Jesus as our Savior, but the Holy Spirit still indwells us and empowers us to serve God.

READ: Matthew 3:17.

ASK: When has your parent expressed his or her approval of your actions or words?

ASK: Why was God the Father well-pleased with Jesus? *Jesus is perfectly holy. He didn't do, think, or say anything sinful.*

God the Father said from Heaven that Jesus is His beloved Son in Whom He is completely pleased. Everything Jesus said, did, and thought was without sin because He is the eternal Son of God.

About three years after His baptism, Jesus willingly went to the cross, died, and rose again just like He pictured at His baptism. And not many days after Jesus' resurrection, God the Father accepted Him back into Heaven as the exalted Savior of the world.

VIDEO: Show video 1 ("Jesus' Birth and Early Life") as a review of Jesus' early life and as a way to emphasize that Jesus came to earth to fulfill God's plan of salvation.

Memory Builder

Gather

- Poster 98-P2.
- Slips of paper and pencils.

Steps

1. Display poster 98-P2 and read the verse together as a class.
2. Explain the verse and illustration

ASK: What did we say "in the beginning" means in the Bible? *It refers to the time before God created anything.*

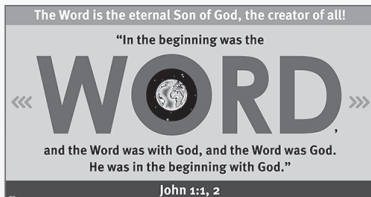
Jesus is the Word. He has always existed as the eternal Son of God. The arrows on each side of the poster show that Jesus has always existed in the past and will always exist in the future. The earth and stars inside the "O" show that Jesus created the universe. Jesus is over all His creation. Nothing in the universe is more powerful or more important than Jesus.

3. Distribute the slips of paper. Students write "Because Jesus is eternal I will . . ." on their slips of paper and then finish the sentence. If you have a small class, have students make more than one response.
4. Students share their responses to Jesus' eternity.
5. Alternate between reviewing the verse and putting a student's response over part of the verse.

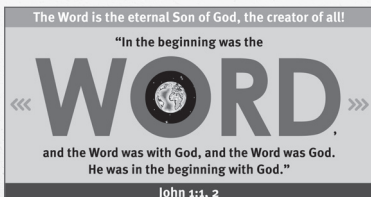
Session Application

Gather


- Student book page 3.
- Markers or colored pencils.



98-P2 NKJV



98-P2 ESV



Student book page 3

Steps

1. Distribute a copy of student book page 3 to each student and give them access to the markers or colored pencils.
2. Students draw a picture of the day they trusted in Jesus as their Savior (section 1). This is a great opportunity to question whether your students have trusted in Jesus for salvation. Be ready to present the gospel again to those who aren't sure about their salvation.
3. Students write their appreciation to Jesus for saving them from their sins (section 2).
4. Students draw a picture of themselves experiencing a future, major event in their lives (e.g., graduation, wedding, birth of a child) (section 3).
5. Students record their trust in Jesus to be with them and help them no matter what they face in the future.
6. Close in prayer. Allow students the opportunity to express the prayers they recorded on their student book pages.

Session Takeaways

PERSONAL FOCUS


Before dismissing the students, draw their attention to the My Time in God's Word activity on page 4 of their student books. Instruct them to complete the activity at home as a guide for interacting with God's Word in the coming week. The activity reviews the Bible lesson for this week.

PARENT CONNECT

Distribute the Strong Kids at Home sheet for session 1. Point out the Measuring Growth section on the back of the take-home paper. This is an opportunity for the students' parents to get a snapshot of the lesson and to consider what applying the lesson should look like in their child's life.

Plan to give the Quarter Overview page included at the front of the Strong Kids at Home sheets to a parent of each student in your class. This page informs the parents of what their students are learning. For your convenience, the summary page is also on the resource CD. Feel free to deliver it to your students' parents electronically.

If you have not yet ordered the Strong Kids at Home sheets for this quarter, we encourage you to do so. They provide a connection between your classroom and the home.



Student book page 4



Take-home Paper week 1