

# God Is Worth Fighting For



Strong Kids Introduction .....	2
Junior Resources.....	3
Basic Classroom Supplies .....	4
Unit Bulletin Boards .....	4
Knowing Your Junior Students.....	5

Session	Date	Title	Theme	Page
<b>Unit 1   Spiritual Warfare</b>				
1	Mar. 3, 2024	Glorify the Commander	☞ God wants our thoughts, words, and deeds to glorify Him.	6
2	Mar. 10, 2024	Put Your Armor On	☞ God provides “armor” to protect us from Satan’s wily ways.	13
3	Mar. 17, 2024	Draw Your Sword	☞ God gave us the Bible so we might know and live by the truth.	22
4	Mar. 24, 2024	Surrender Control	☞ God gave us the Spirit to help us obey Him.	30
5	Mar. 31, 2024	Support Your Fellow Soldiers	☞ God commands us to support our fellow soldiers in Christ.	39
6	Apr. 7, 2024	Praise the Commander	☞ God always deserves our sincere worship and praise.	48
7	Apr. 14, 2024	Talk to the Commander	☞ God hears and answers our requests for strength and provision.	56
8	Apr. 21, 2024	Serve with Joy	☞ God blesses us with joy as we surrender to Him.	64
9	Apr. 28, 2024	Guard Your Mind	☞ God wants us to meditate on His truth and guard our minds from evil.	72

<b>Unit 2   Christian Stewardship</b>				
10	May 5, 2024	Body Wise	☞ God wants us to respect our bodies as the temple of the Holy Spirit.	80
11	May 12, 2024	Money Wise	☞ God expects us to manage His money to further His mission.	88
12	May 19, 2024	Time Wise	☞ God commands us to redeem our time because the world needs Him.	97
13	May 26, 2024	Talent Wise	☞ God blessed us with talents for glorifying His name.	105



**Regular Baptist Press**

Spring Quarter 2024 • Vol. 6, No. 3 • © 2020 Regular Baptist Press • Printed in U.S.A.  
King James Version

# STRONG<sup>®</sup>

## curriculum

A world weak on truth needs a strong, trustworthy message. STRONG Curriculum builds stronger churches by teaching all Scripture to produce spiritually mature believers who measure up to the stature of Christ.



Look for the BuildUP icons in the table of contents and on the first page of each lesson.

### A Plan You Can Trust


Regular Baptist Press firmly believes God's Word is living and powerful and more effective than any idea or philosophy man could ever dream up. The Bible is Spirit empowered, so it cannot fail to strengthen kids who interact with its truths. Believing this, we purposefully built Strong Kids on Bible bedrock. We know the curriculum's solid Biblical foundation will make it transformational.


Strong Kids provides each age group with the age-appropriate plan to prepare kids to successfully take the next step in their spiritual growth. The lessons for all five age groups form five steps for building spiritually strong kids.


Strong Kids for Juniors grounds students in their faith before they move into their teen years. The overall track is through the Bible, but with different emphases than in the Primary and Middler age groups. For instance, students spend more time on the Ten Commandments, David's writings in Psalms, Solomon's wisdom in Proverbs, spiritual life applications from the Epistles, and end-time events from Revelation.


The Strong Kids scope and sequence is built on the seven teaching aims Jesus had during His earthly ministry. Identifying Jesus' aims helps you teach the Bible with purpose and clear goals in sight. Every lesson in the Strong Kids scope and sequence addresses at least one of Jesus' teaching aims.


### JESUS' TEACHING AIMS


 **Believe the gospel.** Jesus taught His students to understand, believe, and then share the gospel. This aim is obviously fundamental to all the rest.


 **Understand Biblical ethics.** Jesus instructed His students to live according to moral values. These values provided them with the tools to make wise decisions.

 **Internalize godliness.** Jesus taught His followers to be godly on the inside. He warned them not to become like Pharisees, with a mere outward appearance of godliness.

 **Learn doctrine.** Jesus knew the importance of teaching His students the truth and identified doctrine as one of the means for spiritual growth. Wishy-washy doctrine leads to faulty practice.

 **Develop life skills.** Jesus taught His followers to meet life's challenges in a way that honored and glorified God. He gave them the skills to navigate those challenges successfully.

 **Uplift others.** Jesus' life was all about others. Leading by example, He taught His followers to be all about others too.

 **Prepare to serve.** Jesus prepared His followers to serve in the context of local churches that were established soon after His ascension. He emphasized sacrifice and dedication.

# STRONG<sup>®</sup> curriculum

## Kit Contents

- ☐ Teacher Guide
- ☐ Student Book\*
- ☐ Set of Take-Home Papers\*
- ☐ One sheet of Recognition Stickers\*
- ☐ Teaching Pictures
- ☐ Resource CD with online download code
- ☐ Bible Story DVD
- ☐ Posters

\*Order one book or set for each child.

## Ordering Information

All materials are available from  
Regular Baptist Press.


- Web: [www.StrongCurriculum.com](http://www.StrongCurriculum.com)
- E-mail: [orders@rbpstore.org](mailto:orders@rbpstore.org)
- Toll-free orders in the United States:  
1-800-727-4440
- Fax: 1-847-843-3757
- Canada: Contact your distributor.

In this quarter's Strong Kids for Juniors, the students will learn to use their God-given tools to win battles against sin and Satan's wily ways and live for God's glory. They will be challenged to use their time and money wisely and their talents to their fullest in their service to God.



## Onetime Purchase (Sold Separately)

- ☐ Strong Kids Music Vol. 2



## The Doctrinal Basis of Our Curriculum

*A more detailed statement with references is available upon request.*

- The verbal, plenary inspiration of the Scriptures
- Only one true God
- The Trinity of the Godhead
- The Holy Spirit and His ministry
- The personality of Satan
- The Genesis account of creation
- Original sin and the fall of man
- The virgin birth of Christ
- Salvation through faith in the shed blood of Christ
- The bodily resurrection and priesthood of Christ
- Grace and the new birth
- Justification by faith
- Sanctification of the believer
- The security of the believer
- The church
- The ordinances of the local church: baptism by immersion and the Lord's Supper
- Biblical separation—ecclesiastical and personal
- Obedience to civil government
- The place of Israel
- The pretribulation rapture of the church
- The premillennial return of Christ
- The millennial reign of Christ
- Eternal glory in Heaven for the righteous
- Eternal torment in Hell for the wicked



# Basic Classroom Supplies

## Paper Products

Construction paper  
White copy paper  
Poster board  
4" x 6" index cards  
Self-adhesive labels  
Sentence strips

## Markers

Pencils  
Crayons  
Colored pencils  
Permanent markers  
Washable markers

## Office Supplies

Cellophane tape  
Double-stick tape  
Masking tape  
Post-it Notes  
Stapler  
Scissors

## Adhesives

Glue sticks  
Craft glue  
Plasti-Tak

## Miscellaneous

Play-Doh  
World map or globe  
Craft sticks (regular and jumbo size)  
Premoistened towels  
Hand sanitizer  
Paper towels  
Ziplock bags  
Yarn  
Chenille wires  
Cotton balls

# Unit Bulletin Board Ideas

Every lesson has a verse poster. If you have a bulletin board available in your classroom, consider hanging the verse posters there. Otherwise, the following are two suggestions for using your bulletin board throughout the quarter.


## Units 1 & 2—Spiritual Warfare and Christian Stewardship

Cover the bulletin board with light blue backing and add green scalloped boarder around the sides. Using black EZ Letters, put the following title across the top of the bulletin board: The Shield of Faith Protects You from Satan's Lies.

Cut out the shield on poster 56-P2 and glue or tape it to a piece of cardboard cut to the same size. You will need the shield attached to cardboard for the Memory Builder activity in lesson 2. Attach the poster to the middle of the bulletin board. Make sure you are able to remove it without too much trouble.

Make copies of resource 56-R15 available to the students. Students cut out the darts, write one of Satan's lies on the dart's shaft, and color the rest of the dart. Students attach the arrow to the bulletin board as if it were hurtling toward the shield. On the shield, students use permanent black markers to write God's truth that exposes Satan's lie.

Leave the materials out all quarter for the students to complete as they have time.



56-P2



56-R15

# Knowing Your Junior Students

## Physical, Social, and Emotional Development

- I differ widely from my peers. Some of us have experienced the onset of puberty and its accompanying growth spurt, and some have not.
- I may feel insecure about my physical changes and focus on my appearance and how I compare with my peers.
- I sometimes feel inadequate due to changes in my body and comparison to others.
- I am more self-focused than I used to be and worry about what others think.
- I have developed a view of impending adulthood, and sometimes it is unsettling.
- I want to have a best friend with whom I can share activities. Girls my age often have complicated, changeable relationships. Boys tend to be competitive and more focused on the activity than the other people involved.
- I enjoy humor and silly jokes, but sometimes I use humor to be sarcastic and put down someone else.

## Cognitive (Learning) Development

- I can gather information and form well-thought-out opinions.
- I can start to see the bigger picture in an issue; I can reason and work things out and understand how things relate to one another.
- I am beginning to develop my own values and understanding of the world.
- I am just beginning to think abstractly, but I am not always able to do so.
- I can understand similes and metaphors.
- I can concentrate for longer periods of time, which allows me to be focused on a task to the point of building a skill.

## Effective Responses

- Use God's Word to reassure students that each person is specially created by God.
- Remind students that God looks on the heart and values inner character.
- Give verbal praise to help students feel valued.
- Be sensitive to students' feelings. Emphasize the Scriptural principle of encouraging and building up each other.
- Encourage students to treat each other with respect. Vigilantly discourage belittling talk or behavior.
- Laugh at students' silly jokes, but correct students who use sarcasm to put down someone else.
- Be an example of a Christian adult, portraying adulthood in a positive manner and talking about events and privileges students can look forward to as they mature.

## Effective Instructional Methods

- Provide lessons that challenge students' thinking. Help students understand how Bible passages and principles are related and how God's truths build on one another.
- Encourage volunteers to read and explain Bible passages. Provide guided instruction where clarification is needed. Encourage participation, but don't embarrass students by calling on them to do something they are not comfortable doing.
- Encourage discussion by asking questions that require students to think analytically, to compare and contrast, and to build on previous knowledge.
- Facilitate opportunities for students to express their opinions and ideas about lesson topics.
- Divide students into equal groups rather than allowing them to self-select groups for activities.

SESSION 1 | UNIT 1

# Glorify the Commander

Living for God's glory

## Scripture Focus

Matt. 5:14–16; 1 Cor. 10:31

## BuildUP Theme



INTERNALIZE GODLINESS

God wants our thoughts, words, and deeds to glorify Him.

## Measurable Response

The students will determine ways to glorify God through their lives.

## Memory Verse

"Whether therefore ye eat, or drink, or whatsoever ye do, do all to the glory of God"  
(1 Corinthians 10:31).

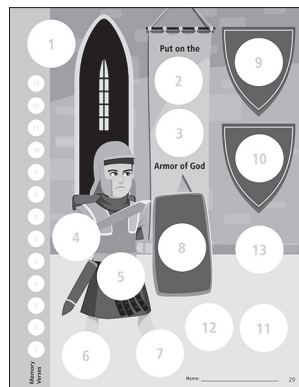
## Teacher Preparation

- ☐ Read 1 Corinthians 10:31. Some of the Corinthian believers were inclined to exercise their freedom in Christ even though they were damaging the faith of weaker believers. Paul wrote this verse to teach them to aim to glorify God above all else.
- ☐ How often do you think about glorifying God? How often do you think about glorifying yourself?
- ☐ This lesson will challenge your class to glorify God instead of themselves. That is an important step in realizing spiritual victories.

## Recognition Charts

Give each student an attendance and verse chart (student book page 29). Give each student sticker 1 for attendance. Give the students an opportunity to earn the Bible sticker for week 13 of last quarter by quoting John 20:21 and 22, last week's memory verses. Give students their completed verse charts from last quarter.

The sticker for this lesson is the icon for the Internalize Godliness BuildUP aim. (See page 2.) That aim is the major focus for this quarter. To reinforce the Internalize Godliness aim, students will learn about spiritual warfare, how to put on the whole armor of God, and what it means to be a good steward.



Week 1





# Session Starters

## Option 1—Molds and Messages

### Gather

- Play-Doh.

### Steps

1. Give each student a chunk of Play-Doh. Each student molds an object that represents something he wants others to know about himself. For example, he could mold a baseball bat to represent his love for baseball.
2. Students share their creations and the truths about their lives. Follow up with discussion questions.

**ASK:** What might God mold if He wanted people to know something about Himself?

God molded people as one way to reveal Himself to the world. And as a believer, you are part of God's revelation of Himself to the world.

3. Transition to the Bible lesson.

God created us so we might live to glorify Him. In today's lesson, we will learn both what it means to glorify God and how we might live to glorify God.

## Option 2—Take a Closer Look

### Gather

- Cellphones with zoom cameras.

### Steps

1. Students use phone cameras to zoom in on and take pictures of objects around the room (e.g., the carpet, a light switch, table).
2. Students share their pictures with the class and relate their discoveries.

**ASK:** What did you learn about the objects after you zoomed in on them?

### 3. Transition to the Bible lesson.

Magnification reveals the truth about the world around us. Our lesson is about magnifying God by our lives. As the world watches our actions and listens to our words, they should see God in us. God created and saved us to glorify Him, meaning making Him known to the world. This lesson will teach us about glorifying God.

## Bible Study

### Gather

- Flashlight.

### I. Introduction to Spiritual Warfare

**ASK:** What comes to your mind when you hear the word “warfare”? *Battles, weapons, defenses, commanders, battle lines, casualties, and armies made up of soldiers fighting for the same cause.*

The first nine lessons of this quarter are about warfare on a spiritual level rather than a physical level. We aren’t going to be talking about physical guns, bombs, or drones. Instead, we will learn about battles, weapons, armor, enemies, and battleplans as they relate to our spiritual lives. We will learn to “put on the armor of God” and to use our offensive “weapon.” We will also learn how to relate to each other as fellow soldiers and to God as our commander.

The spiritual battlefield is our hearts. As believers, we belong to God. No one can take away our salvation, but that doesn’t mean we always follow God with our whole heart. We sometimes have sinful thoughts, say sinful things, or do sinful deeds. The Bible tells us how to strengthen our hearts to obey God in thought, word, and action. As we study those important Bible passages in Acts and the Epistles, God will challenge us to become good soldiers for Him.

**ASK:** Did you know you were part of a spiritual battle? When have you felt like there was a war going on for your heart?

Next week we will learn about our enemies and the “armor” we can put on to protect ourselves from their attacks. Today we will cover how to represent God, our commander, in the spiritual battle for our hearts. The Bible says our main goal as God’s warriors is to glorify God.

### II. God Created Us to Glorify Him (Matt. 5:14–16)

To glorify God means to make known and praise God’s character and



abilities. God's character traits include His love, kindness, holiness, justice, and patience, among other qualities. God interacts with us according to His character traits. Because God has unlimited knowledge (omniscient), is present everywhere (omnipresent), and is all-powerful (omnipotent), He can do whatever He pleases, wherever He pleases, and whenever He pleases. Most people don't know these truths about God's character and abilities. God has chosen to use us to make Him known in the world.

**ASK:** What might keep us from using our lives to glorify God?  
*Sinful goals like using our lives to show others how great we are and doing things to get people to notice and praise us.*

The world tells kids your age to believe in yourself, to be all you can be, and make your own name great. By contrast, the Bible tells you to be all God wants you to be and to make His name great. That's what we want to learn to do this quarter. Simply put, we exist to bring glory to God by showing and telling others what God is like through our words and actions. We have no greater reason for living than to glorify God!

Jesus used the illustration of light and darkness to help us understand our responsibility to glorify God.

**READ:** Matthew 5:14a.

Last quarter we learned that Jesus called Himself the Light of the World because He is the way to Heaven. He shows the way of salvation. Jesus called believers the "light of the world" too because God shines the light of His truth through our lives to a watching world. People see what God is like by watching us live obediently to Him.

**ASK:** What could a person learn about God by watching you volunteer to walk an elderly neighbor's dog? *That God is loving and caring.*

**ASK:** What might they learn if you refused to use bad language? *That God is pure and holy.*

The world is in darkness in a spiritual sense. Those who have not trusted in Christ live in spiritual darkness. They don't know Christ and don't realize that they need the spiritual light of salvation. As believers live for the Lord, they shine the light of God's truth into that spiritual darkness. They help the lost see their need for salvation.

**ASK:** When have you had the privilege of introducing an unbeliever to Jesus?

**READ:** Matthew 5:14b–16.

**ASK:** How might a person put his spiritual "light" on a "candlestick" so everyone else could see it? *By treating people with*

*love and respect. By being obedient to God and telling people how to know God.*

We shine the light of God's truth by being obedient to God. Every good work and act of service we do for the Lord is a ray of light in a dark and lost world. When the lost see the light of our lives and hear the testimony of our lips, they learn about God and begin to understand Him. Our lives glorify God so others might believe in Him and glorify Him too.

**OBJECT LESSON:** Turn off the lights and turn on a flashlight. Point out how the flashlight shines light wherever you point it. Now set the light on the table light side down so the light is hidden. Note that the flashlight is still lit but that its light is nearly undetectable. This illustrates what some believers do with the light of the gospel. They prefer to hide it and keep it to themselves rather than shine it freely so others might see their need of Jesus, the light of the world.

**ASK:** Why might people want to hide that they are believers? *To be accepted by the world; to avoid ridicule; to keep from being singled out as different.*

Behind all the reasons to hide our lights is the desire to bring glory to ourselves instead of God. Believers who want to glorify themselves instead of God will focus their time and energy on themselves rather than on God.

**ASK:** How might people glorify themselves instead of God? *By showing off, by obsessing about their appearance, by worrying about what people think about them, by sinning in order to be accepted.*

If you are a believer, then God has given you a light to shine in the dark, sinful world. Shining your light will bring glory to God and ultimately will bring you joy.

### **III. Glorifying God in Daily Life (1 Cor. 10:31)**

Glorifying God should affect every part of our lives. Paul taught that truth to the church at Corinth.

**READ:** 1 Corinthians 10:31.

Paul learned that some Corinthian believers in his day were offending other believers by buying and eating meat that had been offered to idols. Though there was nothing sinful about eating the meat, Paul told the Corinthians to give up their freedom to eat it and focus on glorifying God instead (1 Cor. 10:28).

Paul's command to the Corinthians to glorify God above all else applies to our lives too. Every moment of our lives should bring glory to God.

We should be consumed with a desire to glorify God even when we are doing daily tasks like eating, completing homework, or doing chores.

**ASK:** How could you bring glory to God by doing daily tasks? *By doing them with joy and with an attitude of thanks to God.*

Eating and drinking, playing sports, cleaning your room, or sweeping out the garage are all opportunities to bring glory to God. If you do those tasks with an attitude of joyful service and gratefulness to God, then you will bring glory to God.

**ASK:** How might you affect a person's view of God if you complained a lot about your circumstances? *The person might conclude that God can't be trusted and that He makes a person's life miserable instead of joyful.*

**ASK:** How might you affect a person's view of God if you faced difficult circumstances with joy? *The person might conclude that God cares about people and provides the strength and wisdom to meet difficult circumstances with joy.*

Your life is God's light in your corner of the world. Are you hiding your light so the world will like and notice you instead of God? Or are you living for God and shining your light brightly to those around you?

## Memory Builder

### Gather

- Poster 56-P1.
- Tealight candles, flashlights, or phones with flashlights.
- Matches or Aim 'n Flame lighter.

### Steps

1. Display poster 56-P1 and read the verse together as a class.
2. Give each student a tealight candle or flashlight.
3. Students share one way they could glorify God in the coming week before putting their candles on the poster to cover up some of the words. Either light the candles for the students or allow them to do so under your close supervision. Make sure female students have their hair away from the flames. If you prefer not to use flames, then substitute lit flashlights or phones with lights instead.
4. Students alternate between adding a light to the poster and saying the verse.



56-P1

Do not use any flames in your classroom without first checking with the church administration. They might have rules against it. And don't leave the matches or Aim 'n Flame unattended.



# Session Application

## Gather


- Student book page 3.

## Steps

1. Distribute a copy of student book page 3 to each student.
2. Students work the puzzle in section 1. The completed answer is as follows: God CREATED me to GLORIFY Him by SHOWING and TELLING others what God is like. I have no greater REASON for living than to glorify God!

Every day we should look for opportunities to show God's greatness by our actions and tell of God's greatness by our words.

3. Students either write or draw how they could help others see that God is loving and kind (section 2).
4. Close in prayer, asking God to help your students make glorifying God a central focus of their lives.




Student Book Page 3

# Session Takeaways

## PERSONAL FOCUS

Each week has a student page called My Time in God's Word. Those pages provide an opportunity for your students to interact with God's Word. Before dismissing the students, draw their attention to the My Time in God's Word on page 4 of their student books. Instruct them to complete the activity at home. The activity reviews important truths from Matthew 5:14–16.



Student Book Page 4

## PARENT CONNECT

Distribute the Strong Kids at Home sheet for lesson 1. Point out the Big Question on the front page and the students' opportunity to interact with their parents on the back page.



Take-home Paper Week 1