



God Provides



Strong Kids Introduction	2
Primary Resources	3
Basic Supplies.....	4
Unit Bulletin Boards.....	4
Praying for Your Primaries.....	5

Session	Date	Title	Theme	Verse	Page
Unit 1 God's Prophet Elijah					
1	March 8, 2026	God's Unlikely Providers	 God is trustworthy because He keeps His promises.	Lamentations 3:22b, 23	6
2	March 15, 2026	Mountain Showdown	 God is the one true God and is worthy of our worship.	Deuteronomy 4:39b	15
Unit 2 Jesus, God's Prophet from Heaven					
3	March 22, 2026	God's Night Light	 Jesus is God's light in a world dark with sin.	John 3:17	23
4	March 29, 2026	Jesus' Lesson on Life and Death	 Jesus came from God to give us life.	John 11:25	31
5	April 5, 2026	Jesus' Final Victory	 Jesus rose victorious over sin and death.	Luke 24:7	39
Unit 3 God's Prophet Elisha					
6	April 12, 2026	New Freedom and New Life	 God is the provider of needs and giver of life.	Psalms 145:15, 16	48
7	April 19, 2026	Victory in Sight	 God teaches us to walk by faith.	2 Corinthians 5:7	57
Unit 4 God's Leaders in Captivity					
8	April 26, 2026	The End of a Kingdom	 God's Word is for our good and God's glory.	Isaiah 40:8	66
9	May 3, 2026	A Warm Welcome for Three Friends	 God gives us the strength and courage to stand for Him.	Isaiah 41:10a	74
10	May 10, 2026	Serious Text Message	 God holds people accountable for their actions.	Psalms 9:8	83
11	May 17, 2026	Lionlike Courage	 God's glory is worth dying for.	Psalms 9:10	91
12	May 24, 2026	God Saved a Queen	 God controls kings and history.	Proverbs 21:1	100
13	May 31, 2026	Jerusalem Makeover	 God offers us forgiveness when we sin.	1 John 1:9a	110



Regular Baptist Press

23070 • Spring Quarter 2026 • Vol. 8, No. 3 • © 2020 RBP • Printed in U.S.A.

Scripture quotations marked NKJV are from the New King James Version®. Copyright © 1982 by Thomas Nelson, Inc. Used by permission. All rights reserved. Scripture quotations marked ESV are from The Holy Bible, English Standard Version® (ESV®), copyright © 2001 by Crossway, a publishing ministry of Good News Publishers. Used by permission. All rights reserved.

STRONG[®]

curriculum

A world weak on truth needs a strong, trustworthy message. STRONG Curriculum builds stronger churches by teaching all Scripture to produce spiritually mature believers who measure up to the stature of Christ.



A Plan You Can Trust

Regular Baptist Press firmly believes God's Word is living and powerful and more effective than any idea or philosophy man could ever dream up. The Bible is Spirit empowered, so it cannot fail to strengthen kids who interact with its truths. Believing this, we purposefully built Strong Kids on Bible bedrock. We know the curriculum's solid Biblical foundation will make it transformational.

Strong Kids provides each age group with the age-appropriate plan to prepare kids to successfully take the next step in their spiritual growth. The lessons for all five age groups form five steps for building spiritually strong kids.

Strong Kids for Primaries tracks through the Bible chronologically but breaks at times to provide students with a deep understanding of Jesus and His part in God's plan to save the world. Students grasp Who Jesus is, what He is like, and why He came to earth.

The Strong Kids scope and sequence is built on the seven teaching aims Jesus had during His earthly ministry. Identifying Jesus' aims helps you teach the Bible with purpose and clear goals in sight. Every lesson in the Strong Kids scope and sequence addresses at least one of Jesus' teaching aims.

Look for the BuildUP icons in the table of contents and on the first page of each lesson.

JESUS' TEACHING AIMS

♥ **Believe the gospel.** Jesus taught His students to understand, believe, and then share the gospel. This aim is obviously fundamental to all the rest.

✚ **Understand Biblical ethics.** Jesus instructed His students to live according to moral values. These values provided them with the tools to make wise decisions.

✚ **Internalize godliness.** Jesus taught His followers to be godly on the inside. He warned them not to become like Pharisees, with a mere outward appearance of godliness.

✚ **Learn doctrine.** Jesus knew the importance of teaching His students the truth and identified doctrine as one of the means for spiritual growth. Wishy-washy doctrine leads to faulty practice.

✚ **Develop life skills.** Jesus taught His followers to meet life's challenges in a way that honored and glorified God. He gave them the skills to navigate those challenges successfully.

👍 **Uplift others.** Jesus' life was all about others. Leading by example, He taught His followers to be all about others too.

✚ **Prepare to serve.** Jesus prepared His followers to serve in the context of local churches that were established soon after His ascension. He emphasized sacrifice and dedication.

STRONG[®] curriculum

Kit Contents

- ☐ Teacher Guide
- ☐ Student Book*
- ☐ Set of Take-Home Papers*
- ☐ One Attendance Chart and Sticker Page*
- ☐ Teaching Picture Book
- ☐ Flannelgraph figures
- ☐ Card with online download code
- ☐ Bible Story DVD
- ☐ Posters




*Order one book or set for each child.

Ordering Information

All materials are available from
Regular Baptist Press.

- Web: www.StrongCurriculum.com
- E-mail: orders@rbpstore.org
- Toll-free orders in the United States:
1-800-727-4440
- Fax: 1-847-843-3757
- Canada: Contact your distributor.

In this quarter's Strong Kids for Primaries, the students will learn that God cares for them and deserves their worship and praise, that Jesus died for them and rose from the dead victorious over sin and death, and that they can count on God when facing difficulties.



Onetime Purchase (Sold Separately)

- ☐ Strong Kids Music, vol. 2



The Doctrinal Basis of Our Curriculum

A more detailed statement with references is available upon request.

- | | | | |
|---|--|---|---|
| <ul style="list-style-type: none"> • The verbal, plenary inspiration of the Scriptures • Only one true God • The Trinity of the Godhead • The Holy Spirit and His ministry • The personality of Satan • The Genesis account of creation • Original sin and the fall of man | <ul style="list-style-type: none"> • The virgin birth of Christ • Salvation through faith in the shed blood of Christ • The bodily resurrection and priesthood of Christ • Grace and the new birth • Justification by faith • Sanctification of the believer | <ul style="list-style-type: none"> • The security of the believer • The church • The ordinances of the local church: baptism by immersion and the Lord's Supper • Biblical separation—ecclesiastical and personal • Obedience to civil government • The place of Israel | <ul style="list-style-type: none"> • The pretribulation rapture of the church • The premillennial return of Christ • The millennial reign of Christ • Eternal glory in Heaven for the righteous • Eternal torment in Hell for the wicked |
|---|--|---|---|

Basic Classroom Supplies

Teaching Aids

Flannelgraph board (26" x 36") (6063)
CD player
Pocket chart (8664)

Paper Products

Construction paper
White copy paper
Index cards
Sentence strips
Paper plates
Paper cups, napkins, plastic silverware
Paper towels

Markers

Pencils
Crayons
Colored pencils
Washable markers

Office Supplies

Cellophane tape
Masking tape
Scissors (sharp points for teachers; blunt ends for students)

Adhesives

Glue sticks
Craft glue
Sticky tack

Miscellaneous


Play-Doh
Plastic tablecloth for art or food projects
Ziplock bags
Yarn
Hand sanitizer

Note: Products with an order number are available from Regular Baptist Press.

Unit Bulletin Board Ideas

Units 1 & 3—God's Prophets Elijah and Elisha

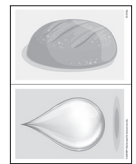
Cover the bulletin board with green backing. Place the scalloped clouds border around the sides. Use yellow EZ letters to put the following title on the board: God's Prophets. Print resources 55-R25—55-R33 from the downloads page and cut out the figures and pictures. Place Elijah and Elisha near the center of the board and put their names under them using yellow EZ letters. On Elijah's side, place the pictures of the bread, water droplet, and flame. On Elisha's side, place the jar, boy, and flaming chariot.



55-R25, 55-R26



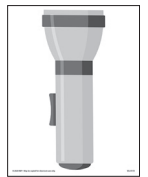
55-R27, 55-R28



55-R29—55-R33

Unit 2—Jesus, God's Prophet from Heaven


Cover the bulletin board with black backing. Place the yellow border around the sides. Print resource 55-R34 from the downloads page and cut out the flashlight. Cut an extra large triangle from yellow or shiny gold bulletin board backing. Place the flashlight on the left side of the board and attach the triangle like a big beam of light coming from the flashlight. On the right side of the board, over the light, use blue EZ letters to put "Jesus Is God's Light."



55-R34

Unit 4—God's Leaders in Captivity

Cover the bulletin board with light blue backing. Place the red border around the sides. Use black EZ letters to put the following title down the middle of the board: God's Leaders in Captivity. Print out teaching pictures 55-8, 55-10, 55-12, and 55-13 and resources 55-R35 and 55-R36. Arrange three pictures on each side of the title in lesson order.



55-8, 55-10, 55-12, 55-13

55-R35, 55-R36

Praying for Your Primaries

Are you praying for each student by name every week? Do you pray for them specifically, rather than in a general manner?

Primaries come to us with boundless energy and an eagerness to serve. We want God's best for each of them, but we know how easily they can become distracted from learning about God and His Word. What a great privilege to commit their lives to the Lord in prayer!

Many children receive Christ as their Savior in their primary years. We must use this opportune time to pray for our students' salvation and then to pray for specific areas of their growth in Christ. When we pray specifically for each student, we will see God work in wondrous ways.

We can pray boldly for our students when we pray according to God's will (1 John 5:14, 15). When we pray for our students according to Biblical principles, we can have confidence that God will hear and answer our prayers.

To see our primaries prosper spiritually, we must pray individually for each student. Instead of praying in a general fashion, "God, bless Jordan," we should pray specifically for each student's spiritual needs. The following prayer requests may be helpful starters as you bring each of your students before the Lord. Pray that your student:

- receives Jesus Christ as his or her personal Savior;
- develops a meaningful prayer life with God the Father through Jesus Christ;
- loves to read and to study the Word of God;
- tells others about his or her saving faith in Christ;
- serves others gladly and unselfishly.

What a wealth of spiritual blessings will come to our students when we petition God with these requests. How thrilling it will be to see your students walking with the Lord not only today, but also as you observe them in the years ahead (James 5:16).



LESSON 1 | UNIT 1

God's Unlikely Providers

God provides for Elijah

Scripture Focus

1 Kings 16:28—17:16

BuildUP Theme



INTERNALIZE GODLINESS

God is trustworthy because He keeps His promises.

Measurable Response

The students will identify how God has provided for them and will express their trust in God for the future.

Memory Verse

"His compassions fail not. They are new every morning; great is Your faithfulness"
(Lamentations 3:22b, 23). NKJV

"His mercies never come to an end; they are new every morning; great is your faithfulness"
(Lamentations 3:22b, 23). ESV

Teacher Preparation

- ☐ Read through the accounts of God's provision for Elijah in 1 Kings 16:28—17:16.
- ☐ Elijah encountered difficult situations, yet he faithfully obeyed God. And God kept His promise to provide for Elijah's needs.
- ☐ Think back on ways God has kept His promises to you. How have you reacted when facing with a need? Do you need to deepen your faith in God's trustworthiness?
- ☐ God's faithfulness is the point you want to make clear to your students this week. God is trustworthy! Model to your students the habit of thanking God for keeping His promises. Praise Him during times of prayer and encourage students to share how God has provided for them.

Attendance Charts & Review

Give each student an attendance and verse chart. Have the students write their names on their charts. Give each student sticker 1 to put in place for attendance. Next week, give your students an opportunity to earn a bumblebee sticker by quoting this week's memory verse.

If you saved the attendance charts from last quarter, give your students the opportunity to complete the chart and earn a snowflake sticker by quoting last week's memory verse, Psalm 25:5a.

Attendance Chart




Attendance Stickers



Week 1 Sticker



Student book page 5



Give to each student page 5 from their student books. Use the exercise to review the previous lesson. You can complete the exercise as a class or have the students do it on their own.

Session Starters

Option 1—Exploring Volume

Gather

- Pitcher of water.
- Small containers of various sizes (e.g., baby food jar, measuring cup, juice glass).
- Bottle of vegetable oil.
- Container of flour.
- Paper towels.

Steps

1. Before class, fill a pitcher with water and set out all the small containers. Make sure you only have enough water to fill *most* of the containers, but not all.
2. As students come to class, let them take turns pouring the water from the pitcher into various containers. Lead them in making predictions about how many containers they will be able to fill.
3. When the pitcher runs out of water, direct the students to take note of how many containers they were able to fill.

ASK: Why couldn't we fill any more containers? *We ran out of water.*

4. If time allows, pour all the water back into the big pitcher and experiment with filling different containers.

ASK: What happens if we try to fill only the bigger containers? *We can fill fewer big containers with the water.*

ASK: What happens if we try to fill only the smaller containers? *We can fill more small containers with the water.*

ASK: Did the amount of water change when we filled smaller containers instead of bigger containers? *No. We still have one full pitcher of water.*

ASK: What happened when we ran out of water? *We could not fill any more containers, big or small.*

It was fun to see how many containers we could fill with the water. But the original amount of water never changed no matter what we did. When the water ran out, we couldn't make more appear.

5. Show the vegetable oil and flour and transition to the Bible study.



Teacher Tip

For a larger class, set up several stations with their own water pitchers and containers. Assign an adult helper to each station.

This is vegetable oil and flour, two ingredients used in making bread. God provided for Elijah in a miraculous way. He caused a widow's cooking oil and baking flour not to run out so she could make bread for Elijah. Can you imagine if the water from the pitcher just kept pouring and pouring? That would be a miracle! Let's go to God's Word and learn about how God provides for Elijah and the widow.

Option 2—Making Muffins

Gather

- Muffin mix and ingredients for the batter.
- Two bottles of vegetable oil, one almost empty and one full.
- Mixing bowl and spoon; measuring cups; utensils; muffin liners and tins.
- Access to church kitchen with oven.
- Plastic table cover.

Steps

1. Before class, cover a table with the plastic table cover. Place all necessary ingredients and equipment needed to make the muffins on the table, except for the oil. Set out only the nearly empty bottle of oil. Do not show the students the full bottle until later in the activity.
2. Let students complete as much of the muffin-making process as possible. Guide them in measuring ingredients and mixing the batter.
3. When it's time to add the oil, let the students discover that there isn't enough oil to meet the recipe requirements.

Oh no! Now what are we going to do? (Act frustrated.) Well, maybe if we tip the container upside down enough oil will drip out to make the muffins. Does that sound like a good idea? No? Well, I guess we don't get to make muffins then. There just isn't enough oil. (Allow students to complain or be disappointed for a few moments. Then pull out the full bottle of oil.) Oh! Now I remember. I brought another full container of oil!

4. Finish mixing the muffins and pour the batter into muffin tins. Bake the muffins while you continue with the lesson. Have an adult helper keep track of the muffins as they bake and retrieve them when they are done. Or set the batter aside and have pre-baked muffins with you.
5. Transition to the Bible study.

In our lesson today, God provides for Elijah in a miraculous way. God causes a widow's cooking oil and baking flour not to run out so that



Teacher Tip

The muffins may finish baking before the end of the Bible study. Consider allowing the students to eat the muffins toward the end of the lesson or during the Session Application. Otherwise, you could send them home with the students. If you have students with food allergies, consider having a snack option available for them as well.

she can make bread for Elijah. Can you imagine if oil miraculously kept pouring from the empty container? That would be a miracle! Let's go to God's Word and learn about how God provides for Elijah and the widow.

Bible Study

Gather

- Teaching picture 55-1.
- Crackers or bread (optional).

I. God Provides a Prophet

Last week we learned about King Solomon. Solomon was the son of King David. Solomon had amazing wisdom and great riches. He oversaw the building of God's beautiful and glorious temple. But Solomon did not continue to obey God. Because of Solomon's disobedience, God divided the kingdom and gave half to Solomon and half to another king.

The Northern Kingdom was called Israel and the Southern Kingdom was called Judah. The Northern Kingdom of Israel suffered under kings who were evil idol worshipers. Eventually, a king named Ahab took the throne. Listen to what God said about King Ahab.

READ: 1 Kings 16:30.

ASK: What did God say about King Ahab? What kind of king was he? *He was more sinful and more wicked than all the other kings before him.*

King Ahab married an idol-worshipping queen named Jezebel. She was wicked too. Ahab and Jezebel set up altars for Baal—a false god—and they even built a beautiful temple for Baal. Queen Jezebel wanted to stop the worship of the one true God. What a mess!

But God, Who is patient and long-suffering, sent a prophet named Elijah to King Ahab and Queen Jezebel. God wanted King Ahab to realize his sin and repent. He wanted to warn King Ahab of the consequences of disobedience.

READ: 1 Kings 17:1.

ASK: What message did Elijah deliver? *There would be no rain for years.*

Uh oh. God's discipline was already happening! There would be no rain, which meant no crops would grow. People and animals would

die because there would not be enough food. King Ahab and Queen Jezebel were very angry. So God spoke to Elijah and told him to run for his life and hide! Queen Jezebel was so angry at Elijah for delivering such terrible news that she began hunting and killing God's prophets!

And so, Elijah ran!

II. God Provides for a Prophet

ACTIVITY: Students pretend to be Elijah and run in place. Look over your shoulder. Say, "Are Queen Jezebel and her soldiers following? Where should we go? Where will Elijah be safe?"

"Go to the brook called Cherith," God instructed Elijah. "I will take care of you there."

Elijah went to the brook, just as God had said. There he sat down, gave a deep sigh, and finally rested. (Have students return to their seats.)

But now what? Elijah had fled for his life. He didn't have time to pack a suitcase. He didn't make himself a lunch. And how long would he need to hide? God knew just what Elijah needed. He sent some very unlikely helpers to begin to meet Elijah's needs.

READ: 1 Kings 17:5, 6.

ASK: What came to help Elijah? *Ravens.*

ASK: What did they bring him? *Bread and meat.*

DISPLAY: Teaching picture 55-1.



55-1

God provided for Elijah. God kept Elijah alive even when a wicked queen was out to get him. But because there was no rain, even the brook dried up. How would God provide water for Elijah? Again, God had an unlikely helper ready.

III. God Provides for a Prophet and a Widow

"It is time for you to move on," God told Elijah. "Go to the town of Zarephath and there you will find a widow. She will provide for you."

I wonder what Elijah thought as he set out for Zarephath. A widow is a woman whose husband has died. Most widows in Elijah's day were poor. How would she be able to help?

As Elijah approached the town, he saw her. There she was in her ragged clothes, gathering a small bundle of sticks. This widow wasn't just poor, she was very poor. The famine had affected the town of Zarephath just like it had everywhere else. The widow was desperate for food and water.

"Hello, would you please bring me a little water?" Elijah asked the widow.

The woman nodded. She looked tired and sad. As she turned to go, Elijah added, "Oh, and if you could, please bring me a little bread to eat too."

The widow stopped and turned back to Elijah.

READ: 1 Kings 17:12.

The widow said, "I have nothing. Only a little bit of flour and a tiny bit of oil. In fact, right now I am gathering a few sticks to make a fire and bake my last little loaf of bread. My son and I will eat that, and then we will wait to die. We have no more food left." The widow and her son were starving to death.

"Go and do what you have said," Elijah instructed her. "But first, make a small loaf and bring it to me. Then make one for yourself and your son. God has promised that your flour and oil will not run out until God sends rain again."

The widow obeyed. She believed that God would keep His promise and do what Elijah said He would do. She went home, scraped out the last of her flour from the barrel and placed it in her mixing bowl. Then she poured out the final drops of oil from her oil jar until not one more drop would dribble out. She mixed and baked the dough. Then she brought the little loaf to Elijah.

ACTIVITY: Serve the crackers or bread to students now, if desired. Or, if you made muffins from Session Starter option 2 and they are already done, serve those instead.

Can you imagine? The widow had just given Elijah her last loaf of bread. She must have been wondering what she would find when she went back home. She had used all her flour and oil. How could she make more bread? But she trusted that God would supply, just as He said. The widow went home and reached her scoop down into the flour barrel.

"It's full!" she must have gasped. "I have more flour!"

Then she grabbed her little oil jar. She tipped it . . . and oil poured out! Maybe she cried happy tears over God's provision.

READ: 1 Kings 17:15, 16.

ASK: How long did the flour and oil last? *Until the drought was over.*

Conclusion

God said He would provide, and He did. God told Elijah exactly where

to go. Elijah obeyed and God kept His promise. Each time, Elijah obeyed in faith, and God was faithful to provide for him just as He had said. The widow also obeyed in faith. God promised, she believed, and God was faithful. God kept His word each time.

We can trust God. When God says He will provide for our needs, He means it. When God promises to never leave us or forsake us, He means it. He keeps His promises, and we can count on Him!

Memory Builder

Gather

- Poster 55-P1.
- Scissors.
- Pocket chart.

Steps

1. Before class, cut apart the verse segments from poster 55-P1. Place them in the pocket chart in verse order.
2. Read Lamentations 3:22b and 23 from the verse segments in the pocket chart. Then help students find and read the verses from their own Bibles.
3. Discuss the verses.

ASK: What does not fail? *God's compassion.*

To have compassion or to be merciful means to care deeply about someone or something. This verse says that God's compassion is new every morning. It is kind of like the widow's oil and flour in that it never runs out. Every day God extends more and more of His compassionate love to us. We can't exhaust or frustrate God to the point where He stops loving us. We can't wear God out to the point where He gives up on us.

ASK: Look at the end of the verse. What is "great" about God? *His faithfulness.*

God is faithful in that He keeps His promises and keeps being loving. We can count on God to be faithful to His promises.

4. Read the verses in the pocket chart in unison.
5. Invite a student to "fly" up to the chart like a raven and remove one of the verse segments. The students recite the verses in unison again.
6. Continue this process until all the pieces have been removed and students can recite the verses from memory.



55-P1 NKJV



55-P1 ESV

7. If time allows, reverse the process. One by one, let the students fly the verse segments back to the chart.

Session Application

Review Activity—"Great Is Thy Faithfulness"

Gather

- Strong Kids Music, vol. 2.
- Bible.

Steps

1. Play "Great Is Thy Faithfulness" from the music CD and teach students the chorus.

ASK: Where do we learn about God's promises to us? *In the Bible, God's Word.*

2. Have the students sit in a circle. Sing the chorus again. This time students pass the Bible around the circle as they sing. When the chorus finishes, the person holding the Bible has to tell one way God has provided for him or her.
3. Repeat the process several times, until a handful of students have had a turn telling about God's provision.


Student Book Activity

Gather

- Student book page 6.
- Scissors.
- Glue sticks.

Steps

1. Distribute a copy of student book page 6 to each student.
2. Read the instructions aloud to the class.
3. Complete the activity together as a class or let students work with partners.



Student book page 6

Session Takeaways

PARENT CONNECT


Distribute the Strong Kids at Home take-home paper for week 1. Point out the activities and the students' opportunity to interact with their parents on page 3.

Give the Quarter Overview page included at the front of the Strong Kids at Home papers to each students' parents. For your convenience, the Quarter Overview is also on the downloads page. Feel free to send it to the students' parents electronically.

Plan to order Strong Kids at Home every quarter. It provides a valuable connection between your classroom and the home.



Take-home Paper Week 1



Quarter Overview