

# God Provides



God's Prophet Elijah

Jesus, God's Prophet  
from Heaven

God's Prophet Elisha

God's Leaders in  
Captivity

## Notes to the Teacher

1. This book has been prepared for primary students. The book is perforated so you can tear out each sheet, complete it in class, and send it home with the student. Each page includes directions for completing the activities on that page.
2. The parent letter is on page 3. Send this page home with the student on the first Sunday of the quarter or deliver it personally before the quarter begins. Page 4 contains an overview of this quarter's lessons, along with a list of all the memory verses.
3. If a student is absent, make sure he or she receives the handwork sheet and the *Strong Kids at Home* take-home paper. This will help the student review the Bible lesson.

## Using the Handwork Sheets

The first page of each lesson contains a Lesson Review section. This is an opportunity to review the previous week's lesson. As students arrive to class, let them work on the activity about five minutes into class time. Make sure the students' names are on their papers before you collect them.

You will use the handwork sheets again at the end of the lesson. The students will work on the activities on the back of the sheets. As they work, discuss the Bible story or its application. Let student do as much as time permits, but if they cannot complete the page in class, allow them to take it home and finish it.

## Contents

<b>Lesson 1</b>	March 3	<b>God's Unlikely Providers</b>
<b>Lesson 2</b>	March 10	<b>Mountain Showdown</b>
<b>Lesson 3</b>	March 17	<b>God's Night Light</b>
<b>Lesson 4</b>	March 24	<b>Jesus' Lesson on Life and Death</b>
<b>Lesson 5</b>	March 31	<b>Jesus' Final Victory</b>
<b>Lesson 6</b>	April 7	<b>New Freedom and New Life</b>
<b>Lesson 7</b>	April 14	<b>Victory in Sight</b>
<b>Lesson 8</b>	April 21	<b>The End of a Kingdom</b>
<b>Lesson 9</b>	April 28	<b>A Warm Welcome for Three Friends</b>
<b>Lesson 10</b>	May 5	<b>Serious Text Message</b>
<b>Lesson 11</b>	May 12	<b>Lionlike Courage</b>
<b>Lesson 12</b>	May 19	<b>God Saved a Queen</b>
<b>Lesson 13</b>	May 26	<b>Jerusalem Makeover</b>



**Regular Baptist Press**

Primary Student Book • Spring Quarter 2024 • Vol. 6, No. 3

© 2020 RBP • Printed in U.S.A. • Scripture quotations are from The Holy Bible, English Standard Version® (ESV®), copyright © 2001 by Crossway, a publishing ministry of Good News Publishers. Used by permission. All rights reserved.

THIS MATERIAL MAY NOT BE REPRODUCED IN ANY WAY.

## Spring Quarter 2024



### **Thank you for bringing your child to Sunday School!**

When you think of spring, you may think of warmer temperatures, school activities, upcoming vacations, holiday celebrations, spring cleaning . . . the list goes on! We know you have many things to do and many places you could go each Sunday, and we are excited that you choose to bring your child to our Sunday School.

In units 1 and 3, your child will learn that we can trust God to provide for our needs because God is trustworthy. Lessons about the lives of prophets Elijah and Elisha will reinforce this truth as your child learns the ways in which God provided for these two men in both ordinary and extraordinary ways.

Unit 2 jumps to the New Testament to show how God provided for our greatest need—a Savior from sin—in His Son, Jesus. Your child's faith will grow as he or she learns to understand Jesus as God's light in a world dark with sin.

Unit 4 covers Bible figures such as Josiah, Daniel, Esther, and Nehemiah—all of whom courageously obeyed God to bring Him glory. God's Word teaches your child that he or she can trust God and that He will always keep His word.

Discuss your child's worksheet each week and ask your child what he or she has learned in Sunday School. Remember to help your child memorize Bible memory verses, listed on the back of this sheet. Your child will receive a verse sticker to place on his or her attendance chart after reciting the verse the following week.

The Strong Kids at Home take-home paper your child brings home every week contains an application story, a Bible lesson review, and fun activities related to the Bible lesson. This paper is a tool to help you continue your child's learning throughout the week.

We are grateful for the privilege to teach your child during the coming quarter.

Sincerely,

---

Teacher

# Quarter Overview

## God's Prophets Elijah

### Weeks 1, 2

In unit 1, students will study two events in the life of Elijah, one of God's prophets to Israel. They will learn God keeps His word and that God is the one true God. Students will know they can trust God to provide for their needs.

## Jesus, God's Prophet from Heaven

### Weeks 3—5

Unit 2 breaks from Old Testament examples to study Jesus in the New Testament. Students will learn that God's greatest provision was accomplished by sending His Son, Jesus, to offer eternal life. They will learn that Jesus is like a light to the world.

## God's Prophets Elisha

### Weeks 6, 7

In unit 3 students will study two events in the life of Elisha, one of God's prophets to Israel. They will learn God is the provider of needs and giver of life. They will also learn what it means to walk by faith.

## God's Leaders in Captivity

### Weeks 8—13

Unit 4 covers several people God used as leaders during Israel's captivity. These individuals are great examples to students of how to obey and trust God in everything. God's glory, power, and forgiveness are emphasized.



# Memory Verses

## Lesson 1

"His mercies never come to an end; they are new every morning; great is your faithfulness" (Lamentations 3:22, 23).

## Lesson 2

"The LORD is God in heaven above and on the earth beneath; there is no other" (Deuteronomy 4:39).

## Lesson 3

"For God did not send his Son into the world to condemn the world, but in order that the world might be saved through him" (John 3:17).

## Lesson 4

"I am the resurrection and the life. Whoever believes in me, though he die, yet shall he live" (John 11:25).

## Lesson 5

"The Son of Man must be . . . crucified and on the third day rise" (Luke 24:7).

## Lesson 6

"The eyes of all look to you. . . . You open your hand; you satisfy the desire of every living thing" (Psalm 145:15, 16).

## Lesson 7

"For we walk by faith, not by sight" (2 Corinthians 5:7).

## Lesson 8

"The grass withers, the flower fades, but the word of our God will stand forever" (Isaiah 40:8).

## Lesson 9

"Fear not, for I am with you; be not dismayed, for I am your God; I will strengthen you" (Isaiah 41:10).

## Lesson 10

"He judges the world with righteousness; and he judges the peoples with uprightness" (Psalm 9:8).

## Lesson 11

"And those who know your name put their trust in you, for you, O LORD, have not forsaken those who seek you" (Psalm 9:10).

## Lesson 12

"The king's heart is . . . in the hand of the LORD, he turns it wherever he will" (Proverbs 21:1).

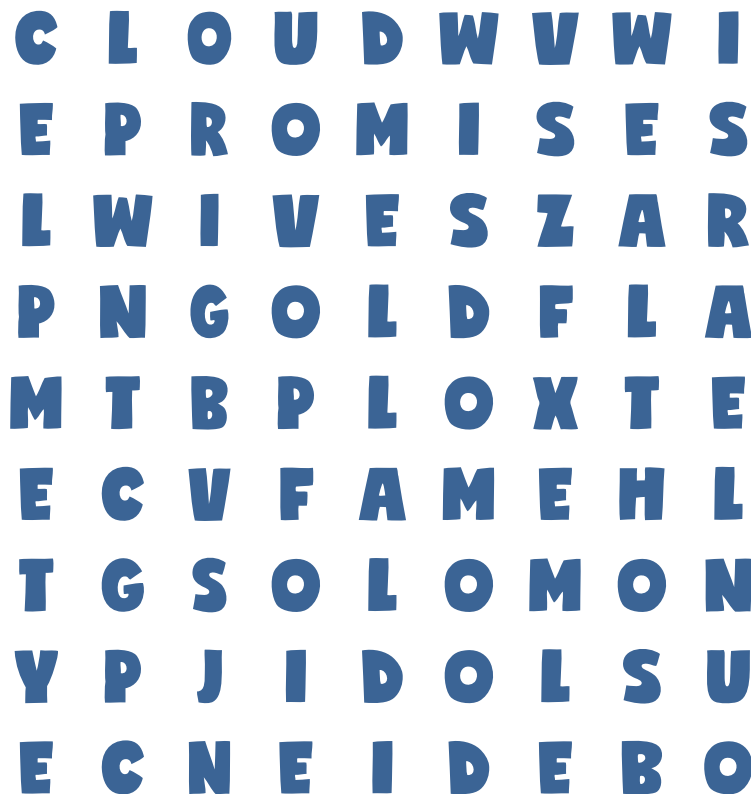
## Lesson 13

"If we confess our sins, he is faithful and just to forgive us our sins" (1 John 1:9).

# King Solomon's Glory Faded

God wants us to apply wisdom to His Word.

**Directions:** Find the words from the word bank in the puzzle. The words go across, up, down, and even backwards! Circle each word you find. • Read and discuss the questions with your teacher and classmates.



## Word Bank

Solomon	wisdom	temple
wives	idols	wealth
fame	obedience	gold
cloud	Israel	promises

- What are some things Solomon did right?
- What are some things Solomon did wrong?
- What can you learn from Solomon?




NAME \_\_\_\_\_

# God's Unlikely Providers

“His mercies never come to an end; they are new every morning; great is your faithfulness” (Lamentations 3:22, 23).

**Directions:** Cut off the strip of boxes at the bottom of the page and cut each box apart. • Read each question. • Glue the raven with the correct answer next to each question.



Where did God send Elijah to hide from King Ahab?

What did God use to provide food for Elijah?

Who was the most wicked king over Israel?

Who was God's prophet during the reign of King Ahab?

What did Elijah say God would bring upon the land because of Ahab's wickedness?

After the brook dried up, where did God send Elijah?

What two things did God cause to not run out?

For what did Elijah ask the widow?

Cut here.

Ravens 


A drought 

King Ahab 

Flour and oil 

Elijah 

To the widow of Zarephath 

Bread 

By the brook Cherith 