

God Is Worth Trusting



Strong Kids Introduction	2
Junior Resources.....	3
Basic Classroom Supplies	4
Unit Bulletin Boards	4
Knowing Your Junior Students.....	5

Session	Date	Title	Theme	Page
Unit 1 Jesus' Signs				
1	Dec. 3, 2023	The Word on the Word	♥ The Word is the way to eternal life.	6
2	Dec. 10, 2023	The Word Became Flesh	♥ The Word is Jesus Christ, the eternal Son of God.	14
3	Dec. 17, 2023	The Word Chose Followers	♥ The Word deserves our lifelong devotion.	22
4	Dec. 24, 2023	The Word Brings Transformation	♥ The Word transforms sinners by His power.	30
5	Dec. 31, 2023	The Word Quenches Thirst	♥ The Word speaks with life-giving power and authority.	39
6	Jan. 7, 2024	The Word Satisfies Hunger	♥ The Word provides for our greatest needs.	48
7	Jan. 14, 2024	The Word Lights the Way	♥ The Word shows the way to the Father.	57
8	Jan. 21, 2024	The Word Cares for His Flock	♥ The Word cares for us like a good shepherd cares for sheep.	65
9	Jan. 28, 2024	The Word Gives New Life	♥ The Word has power over death and the grave.	73

Unit 2 Jesus' Glory				
10	Feb. 4, 2024	The Word Serves	♥ The Word shows us how to serve one another.	81
11	Feb. 11, 2024	The Word Relates	♥ The Word helps us bear fruit as we abide in Him.	89
12	Feb. 18, 2024	The Word Redeems	♥ The Word provides redemption from sin.	97
13	Feb. 25, 2024	The Word Rises Again	♥ The Word defeated death once for all.	106



Regular Baptist Press

Winter Quarter 2023-24 • Vol. 6, No. 2 • © 2019 Regular Baptist Press • Printed in U.S.A.
King James Version

STRONG[®]

curriculum

A world weak on truth needs a strong, trustworthy message. STRONG Curriculum builds stronger churches by teaching all Scripture to produce spiritually mature believers who measure up to the stature of Christ.



Look for the BuildUP icons in the table of contents and on the first page of each lesson.

A Plan You Can Trust


Regular Baptist Press firmly believes God's Word is living and powerful and more effective than any idea or philosophy man could ever dream up. The Bible is Spirit empowered, so it cannot fail to strengthen kids who interact with its truths. Believing this, we purposefully built Strong Kids on Bible bedrock. We know the curriculum's solid Biblical foundation will make it transformational.


Strong Kids provides each age group with the age-appropriate plan to prepare kids to successfully take the next step in their spiritual growth. The lessons for all five age groups form five steps for building spiritually strong kids.


Strong Kids for Juniors grounds students in their faith before they move into their teen years. The overall track is through the Bible, but with different emphases than in the Primary and Middler age groups. For instance, students spend more time on the Ten Commandments, David's writings in Psalms, Solomon's wisdom in Proverbs, spiritual life applications from the Epistles, and end-time events from Revelation.


The Strong Kids scope and sequence is built on the seven teaching aims Jesus had during His earthly ministry. Identifying Jesus' aims helps you teach the Bible with purpose and clear goals in sight. Every lesson in the Strong Kids scope and sequence addresses at least one of Jesus' teaching aims.


JESUS' TEACHING AIMS


 **Believe the gospel.** Jesus taught His students to understand, believe, and then share the gospel. This aim is obviously fundamental to all the rest.


 **Understand Biblical ethics.** Jesus instructed His students to live according to moral values. These values provided them with the tools to make wise decisions.

 **Internalize godliness.** Jesus taught His followers to be godly on the inside. He warned them not to become like Pharisees, with a mere outward appearance of godliness.

 **Learn doctrine.** Jesus knew the importance of teaching His students the truth and identified doctrine as one of the means for spiritual growth. Wishy-washy doctrine leads to faulty practice.

 **Develop life skills.** Jesus taught His followers to meet life's challenges in a way that honored and glorified God. He gave them the skills to navigate those challenges successfully.

 **Uplift others.** Jesus' life was all about others. Leading by example, He taught His followers to be all about others too.

 **Prepare to serve.** Jesus prepared His followers to serve in the context of local churches that were established soon after His ascension. He emphasized sacrifice and dedication.

STRONG[®] curriculum

Kit Contents

- ☐ Teacher Guide
- ☐ Student Book*
- ☐ Set of Take-Home Papers*
- ☐ One sheet of Recognition Stickers*
- ☐ Teaching Pictures
- ☐ Resource CD with online download code
- ☐ Bible Story DVD
- ☐ Posters



*Order one book or set for each child.

Ordering Information

All materials are available from
Regular Baptist Press.


- Web: www.StrongCurriculum.com
- E-mail: orders@rbpstore.org
- Toll-free orders in the United States:
1-800-727-4440
- Fax: 1-847-843-3757
- Canada: Contact your distributor.

In this quarter's Strong Kids for Juniors, the students will study the book of John to learn all about Jesus, the Word, Who became flesh. Students will learn that the Word is the eternal Son of God, has the power to transform sinners, satisfies our deepest longings, provides for our greatest needs, cares for us like a good shepherd, gives us joy as we serve Him, and provided for our redemption from sin.



Onetime Purchase (Sold Separately)

- ☐ Strong Kids Music Vol. 2



The Doctrinal Basis of Our Curriculum

A more detailed statement with references is available upon request.

- The verbal, plenary inspiration of the Scriptures
- Only one true God
- The Trinity of the Godhead
- The Holy Spirit and His ministry
- The personality of Satan
- The Genesis account of creation
- Original sin and the fall of man
- The virgin birth of Christ
- Salvation through faith in the shed blood of Christ
- The bodily resurrection and priesthood of Christ
- Grace and the new birth
- Justification by faith
- Sanctification of the believer
- The security of the believer
- The church
- The ordinances of the local church: baptism by immersion and the Lord's Supper
- Biblical separation—ecclesiastical and personal
- Obedience to civil government
- The place of Israel
- The pretribulation rapture of the church
- The premillennial return of Christ
- The millennial reign of Christ
- Eternal glory in Heaven for the righteous
- Eternal torment in Hell for the wicked

Basic Classroom Supplies

Paper Products

Construction paper
White copy paper
Poster board
4" x 6" index cards
Self-adhesive labels
Sentence strips

Markers

Pencils
Crayons
Colored pencils
Permanent markers
Washable markers

Office Supplies

Cellophane tape
Double-stick tape
Masking tape
Post-it Notes
Stapler
Scissors

Adhesives

Glue sticks
Craft glue
Plasti-Tak

Miscellaneous

Play-Doh
World map or globe
Craft sticks (regular and jumbo size)
Premoistened towels
Hand sanitizer
Paper towels
Ziplock bags
Yarn
Chenille wires
Cotton balls

Unit Bulletin Board Ideas

Every lesson has a verse poster. If you have a bulletin board available in your classroom, consider hanging the verse posters there. Otherwise, the following are two suggestions for using your bulletin board throughout the quarter.

Unit 1—Jesus' Signs


Cover the bulletin board with light blue backing and add red scalloped boarder around the sides. Using black EZ Letters, put the following title across the top of the bulletin board: Jesus Wants Me to Believe in Him. Attach poster 55-P2 to middle of the bulletin board. Provide construction paper, markers, and scissors for the students to make signs declaring their belief in Jesus (e.g., I believe Jesus is the Son of God; I believe Jesus is my loving shepherd; I believe Jesus has resurrection power). Allow students to add signs to the bulletin board throughout the first unit.



55-P2

Unit 2—Jesus' Glory

Keep the light blue backing and red border and remove the rest of the elements from the first unit. Using black EZ Letters, put the following title across the top of the bulletin board: Jesus Wants Me to Serve Like Him. Attach poster 55-P12 to middle of the bulletin board. Make construction paper and markers available to the students to draw pictures of ways they have or will serve like Jesus. Add their drawings to the bulletin board over the last four weeks of the quarter.



55-P12

Knowing Your Junior Students

Physical, Social, and Emotional Development

- I differ widely from my peers. Some of us have experienced the onset of puberty and its accompanying growth spurt, and some have not.
- I may feel insecure about my physical changes and focus on my appearance and how I compare with my peers.
- I SOMETIMES feel inadequate due to changes in my body and comparison to others.
- I am more self-focused than I used to be and worry about what others think.
- I have developed a view of impending adulthood, and sometimes it is unsettling.
- I want to have a best friend with whom I can share activities. Girls my age often have complicated, changeable relationships. Boys tend to be competitive and more focused on the activity than the other people involved.
- I enjoy humor and silly jokes, but sometimes I use humor to be sarcastic and put down someone else.

Cognitive (Learning) Development

- I can gather information and form well-thought-out opinions.
- I can start to see the bigger picture in an issue; I can reason and work things out and understand how things relate to one another.
- I am beginning to develop my own values and understanding of the world.
- I am just beginning to think abstractly, but I am not always able to do so.
- I can understand similes and metaphors.
- I can concentrate for longer periods of time, which allows me to be focused on a task to the point of building a skill.

Effective Responses

- Use God's Word to reassure students that each person is specially created by God.
- Remind students that God looks on the heart and values inner character.
- Give verbal praise to help students feel valued.
- Be sensitive to students' feelings. Emphasize the Scriptural principle of encouraging and building up each other.
- Encourage students to treat each other with respect. Vigilantly discourage belittling talk or behavior.
- Laugh at students' silly jokes, but correct students who use sarcasm to put down someone else.
- Be an example of a Christian adult, portraying adulthood in a positive manner and talking about events and privileges students can look forward to as they mature.

Effective Instructional Methods

- Provide lessons that challenge students' thinking. Help students understand how Bible passages and principles are related and how God's truths build on one another.
- Encourage volunteers to read and explain Bible passages. Provide guided instruction where clarification is needed. Encourage participation, but don't embarrass students by calling on them to do something they are not comfortable doing.
- Encourage discussion by asking questions that require students to think analytically, to compare and contrast, and to build on previous knowledge.
- Facilitate opportunities for students to express their opinions and ideas about lesson topics.
- Divide students into equal groups rather than allowing them to self-select groups for activities.

SESSION 1 | UNIT 1

The Word on the Word

John's purpose for his gospel

Scripture Focus

John 20:30, 31

BuildUP Theme



BELIEVE THE GOSPEL

The Word is the way to eternal life.

Measurable Response

The students will consider whether they have trusted in Christ as their Savior.

Memory Verse

"But these are written, that ye might believe that Jesus is the Christ, the Son of God; and that believing ye might have life through his name" (John 20:31).


Teacher Preparation

- ☐ How confident are you in your salvation? Could you say you know for sure you are saved?
- ☐ Read John 20:30, 31. These verses say that John recorded certain signs in his Gospel so that his readers might believe that Jesus is the Messiah, the Son of God. Those signs are what we normally think of as miracles.
- ☐ This lesson presents an overview of John's purpose for writing his gospel. It will challenge your students to consider their spiritual standing before God. Use the lesson to encourage your unsaved students to trust Christ as their Savior. o

Recognition Charts

Give each student an attendance and verse chart (student book page 29) and sticker 1 for attendance. Give the students an opportunity to earn the Bible sticker for week 13 of last quarter by quoting Ephesians 5:14, last week's memory verse. Give the students their sticker charts from last quarter.

John recorded seven signs and seven sayings to establish Jesus' identity. The stickers for this quarter reflect those signs and sayings.



Session Starters

Option 1—Experts Say . . .

Steps

1. Read the following fictional “expert opinions” as if they were true. Watch your students’ reactions.

- Experts say the earth’s gravity is weakening and that by the year 2078 people will begin to float over the earth.
- According to experts, eating eight slices of bread a day will extend a person’s life by about ten years.
- Experts believe that the armadillo will replace the dog as man’s best friend.
- Medical experts have discovered a miracle food that allows people to safely go without sleep for a week at a time.
- Expert researchers predict that little pieces of the sky will start falling as early as the year 2032.

2. Ask the students about their reactions to the statements.

ASK: What was your first reaction when I read these statements? Did you think about the effects of the expert’s predictions, or did you question the experts?

ASK: Which statement seemed most likely to be true?


3. Assure your students that all the statements are made up. The exercise shows that we can’t always accept what “experts” say.
4. Transition to the Bible lesson.

We are going to study the Gospel of John this quarter. John wrote as an expert on Christ and the gospel under the Holy Spirit’s direction. We can have complete confidence in John’s Gospel. He wrote confidently as an eyewitness so we might know the absolute truth about Christ and salvation (John 20:30, 31).

Option 2—The Sign Says . . .

Gather

- Resource 55-R1.
- Markers or colored pencils.



55-R1

Steps

1. Give each student a copy of resource 55-R1 and access to the markers or colored pencils.
2. Students create a sign to communicate a message about a trail or road ahead. They can draw pictures or use symbols, but they can't use any words. The resource has four samples of wordless signs.
3. Each student takes a turn displaying his or her sign while the other students guess its meaning.
4. Transition to the Bible lesson.

In John's Gospel, he included seven signs, or miracles. Each miracle reveals truths about Jesus. This quarter we will study Jesus' signs and the truths they reveal.

Bible Study

Gather

- Teaching picture 55-1.

John did more than simply record stories about Jesus. His gospel is a theological biography, meaning John recorded his theological understanding of Jesus' person and work. Everything John put in his gospel teaches us about Jesus. So, studying John's gospel reveals the clear truth about Jesus.

John's Gospel is also a narrative, or a story, about Jesus. Jesus is the important person in each of the accounts. So we should not read John's Gospel to learn primarily about ourselves. For example, the account of Jesus' calming a storm on the Sea of Galilee is not about storms in our lives. Rather, the account reveals truths about Jesus that encourage us to put our faith in Him.

John 20:30 and 31 tell us why John decided to write his Gospel. He described three purposes: to present evidence about Jesus, to encourage belief in Jesus, and to offer his readers eternal life through Christ.

I. John Presented Evidence about Jesus

READ: John 20:30.

John made three important statements in John 20:30. Each of the statements helps us understand John's goal to present evidence concerning Jesus.

A. John wrote about Jesus' signs

John's first statement says that Jesus did "many other signs," a reference to Jesus' unrecorded miracles. John referred to Jesus' miracles as "signs" to draw our attention to the reason for Jesus' miracles. Jesus did miracles to teach us about Himself. The miracles are like signs along a path. The signs John recorded in his Gospel reveal truths about Jesus.

ASK: Suppose you were a relatively unknown superhero. What might you do to make your powers known?

ASK: What might you do to let people know about your compassionate heart?

Imagining ourselves as superheroes introducing ourselves to the world helps us understand what Jesus was trying to accomplish on earth. He planned His miracles so the world would learn about His power and, more importantly, about His sacrificial love for people. Of course, Jesus' power and love are real.

So, when we read the accounts of Jesus' miracles, we should ask, Who is this Jesus? Who did these miracles? And what do the miracles reveal about Him?

ASK: What does the typical person tend to focus on when he reads accounts of Jesus' miracles? *Jesus' amazing power and how the miracle affected the person's life.*

This quarter we will study Jesus' miracles to learn about Jesus' heart for humanity and His mission while He lived on earth. His miracles should encourage us to put our faith in Him.

B. John wrote as an eyewitness

The second statement from John 20:30 reveals that Jesus did His miraculous signs in the presence of His disciples. They served as witnesses to His miracles, making the signs valid.

DISPLAY: Teaching picture 55-1.

John, the author of the Gospel that bears his name, witnessed the full range of Christ's actions, including the raising of Jairus's daughter from the dead, the Transfiguration, and His prayer in Gethsemane. He went to the tomb and observed that Jesus rose from the dead. As the disciple whom Jesus loved, he traveled and stayed with Christ more than any of the other disciples (John 19:26, 27). He was therefore well qualified to write as an expert on Christ's life.

ASK: Who could write an expert report on your life? Who has spent the most time with you and knows you the best?



55-1

That John had spent so much time with Jesus wasn't an accident. God directed John to interact with Jesus and follow Him closely so John could write as an eyewitness of Jesus' life. The Holy Spirit used John's eyewitness knowledge of Jesus to inform John's writing. We get the privilege of reading John's eyewitness Gospel to learn all about Jesus.

C. John wrote selectively

The third statement in John 20:30 says that John did not record all the miracles that Jesus performed. He wrote later that if everything about Jesus had been written, the world could not contain the books needed to record them (21:25).

READ: John 21:25.

John meant that trying to record every truth about Jesus would be impossible. And that wasn't John's purpose for writing. John selected only a few of the miracles and sayings from Jesus' life to communicate important truths that would encourage us to believe in Jesus for eternal life. John selected seven specific miracles to serve as signs for his readers.

II. John Encouraged Belief in Jesus

READ: John 20:31.

John recorded Jesus' seven specific signs so his readers might "believe." "Believe" means to turn one's mind and heart toward something or someone. It is not just admitting something is true about someone, and it's not just an emotional feeling. It involves knowledge that leads to a heart decision. The knowledge is the first stage of belief, and the heart decision is the second stage. The knowledge stage is simply believing truths *about* Jesus. The heart decision stage involves believing *in* Jesus. Believing in Jesus is a matter of trust in and dependence on Jesus.

John wanted his readers to believe Jesus is both the Christ (Messiah) and the Son of God. "Christ," which means "anointed," refers to Jesus as David's descendant, the One Who came to restore the kingdom of Israel. He offered to be Israel's king, but they rejected Him and crucified Him instead. Jesus will come again in the future to set up His Kingdom on earth. At that time, Israel will receive their Messiah and worship Him as the One anointed to rule the world.

The term "Son of God" refers to the relationship Jesus has with God the Father. Jesus is God's "only begotten," or unique, Son (3:16). John presented Jesus' unique relationship to the Father throughout his Gospel.

Believing that Jesus is both the Messiah and the Son of God gives a person confidence in Jesus, but those beliefs about Jesus don't save

the person from his sins. John wanted his readers to move beyond confidence *about* Jesus' identity to belief *in* Jesus. This second stage of belief involves commitment to and trustful reliance on Jesus. In John's Gospel we do not always find people responding to Jesus with this kind of commitment and reliance. Not everyone who heard Jesus and believed things *about* Him had life-giving belief *in* Him.

READ: John 2:23–25.

ASK: How did Jesus respond to those who weren't sincere about their belief in Him? *He did not commit Himself to them, meaning He didn't accept their belief as genuine.*

This study of John will challenge us to make sure our faith in Jesus is genuine.

III. John Offered Eternal Life

John wanted his readers to believe Jesus is the Son of God so they might have eternal life (20:31). He wrote that eternal life comes by trusting in Jesus in response to the revelation of Who He is and what He has done. John's readers could not receive eternal life by any other means. No personal effort or action can help a person earn eternal life.

Eternal life includes resurrection life, which comes after physical death or after the Rapture for those who are living when Christ returns for His church. It then continues without ever ending.

ASK: Think about living forever. What thoughts come to your mind?

Eternal life's quality, however, is just as important as its quantity. Being in God's presence forever in Heaven will make eternal life the best it could be.

READ: John 17:3.

ASK: How did Jesus define eternal life? *Knowing both God and Christ.*

We can begin to experience eternal life right now because of our relationships with God and Christ. God transforms our hearts and minds to be like Christ's as we learn and apply the Word of God to our lives. Such transformation gives us the opportunity to enjoy the same joy and peace we will experience for all eternity.

As we continue our study, the key words "signs," "believe," and "life" will help us understand John's message for us in his Gospel. The *signs* Jesus did reveal God the Father and encourage us to *believe* in Christ so we might have eternal *life*. We should note, however, that failing to believe in Christ as Savior brings death, or eternal separation from God

in a place of intense pain. We will learn about both responses to Jesus over the course of our study. For today, we need to make sure we are trusting in Jesus for salvation rather than simply believing things about Him.

Memory Builder

Gather

- Poster 55-P2.
- Resource 55-R2.

Steps

1. Display the John 20:31 verse poster and read the verse together as a class (poster 55-P2).
2. Use resource 55-R2 to teach students the sign language signs for some of the words in the verse.
3. Students practice saying the verse using the signs. Challenge them to say the verse from memory using the sign language as cues.

Session Application

Gather

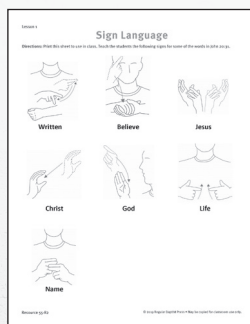
- Student book page 3.

Steps


1. Distribute a copy of student book page 3 to each student.
2. Students work the puzzle to finish the lesson summary (section 1). The completed summary is as follows: John wrote about Jesus' MIRACLES so we might BELIEVE Jesus is the Christ, the Son of God, and that we might have ETERNAL LIFE through FAITH in Jesus.
3. Challenge the students to circle the statement in section 2 that is true of them. Make yourself available to talk with any students who circle either point 1 or 2. The three options are as follows:
 - I don't know if I am saved from my sins.
 - I think I'm saved, but I have doubts.
 - I know for sure that I am saved.
4. Close in prayer. Thank God for the clear message of the Gospel of



55-P2



55-R2



Student Book Page 3

John. Pray your students would all come to know Christ as Savior if they have not done so already.

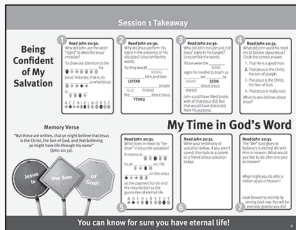
Session Takeaways

PERSONAL FOCUS


Each week has a student page called My Time in God's Word. Those pages provide an opportunity for your students to interact with God's Word. Before dismissing the students, draw their attention to the My Time in God's Word on page 4 of their student books. Instruct them to complete the activity at home. The activity reviews the lesson and encourages students to make sure of their salvation.

PARENT CONNECT

Distribute the Strong Kids at Home sheet for lesson 1. Point out the Big Question on the front page and the students' opportunity to interact with their parents on the back page.



Student Book Page 4



Take-home Paper Week 1