


God Rules



The King of Kings The Kings of Israel

Notes to the Teacher

1. This book has been prepared for primary children. The book is perforated so you can tear out each sheet, complete it in class, and send it home with the student. Each page includes directions for completing the activities on that page.
2. The parent letter is on page 3. Send this page home with the student on the first Sunday of the quarter or deliver it personally before the quarter begins. Page 4 contains an overview of this quarter's lessons, along with a list of all the memory verses.
3. If a student is absent, make sure he or she receives the handwork sheet and the Strong Kids at Home take-home paper. This will help the student review the Bible lesson.

Using the Handwork Sheets

The first page of each lesson contains a Lesson Review section. This is an opportunity to review the previous week's lesson. As students arrive to class, let them work on the activity about five minutes into class time. Make sure the students' names are on their papers before you collect them.

You will use the handwork sheets again at the end of the lesson. The students will work on the activities on the back of the sheets. As they work, discuss the Bible story or its application. Let students do as much as time permits, but if they cannot complete the page in class, allow them to take it home and finish it.

Contents

Lesson 1	December 7	Ruth's Selfless Love
Lesson 2	December 14	Ruth Reaped What She Sowed
Lesson 3	December 21	Christ's Royal Line Continued
Lesson 4	December 28	Jesus, the King of Kings, Arrived
Lesson 5	January 4	God Gave to Generous Hannah
Lesson 6	January 11	Here Comes the Ark
Lesson 7	January 18	The King Israel Wanted
Lesson 8	January 25	King Saul Lost His Patience
Lesson 9	February 1	King Saul Lost His Kingdom
Lesson 10	February 8	David's Giant Faith
Lesson 11	February 15	David Said "No" to Revenge
Lesson 12	February 22	King David's Kindness
Lesson 13	March 1	King Solomon's Glory Faded



Winter Quarter 2025–26



Thank you for bringing your child to Sunday School!

The winter quarter study for primary-age students will help your child learn important truths about knowing, loving, and serving God. Your child will study the life of Ruth, as well as the first kings of Israel, all of whom learned lessons about obeying and honoring God. Your child will know that God selflessly loves and cares for us, which encourages us to trust and obey God.

The first unit focuses on Ruth and how God took care of Ruth and Naomi. Your child will see the way God worked in Ruth's life to provide for her physical needs, and how Ruth and Boaz's marriage was part of God's plan to continue the family line that would eventually result in Jesus' birth.

In the second unit, the lessons will look at Hannah, King Saul, King David, and King Solomon. These accounts present the blessings of obedience and the disastrous results of disobedience. Your child will learn to seek God and go to His Word for wisdom.

Each week take time to discuss your child's worksheet and encourage your child to tell you what he or she has learned. Help your child memorize the Bible memory verse, listed on the back of this sheet. Your child will receive a verse sticker to place on his or her attendance chart after reciting the verse the following week.

Don't forget about the Strong Kids at Home take-home paper your child brings home every week. Each paper contains an application story, a Bible lesson review, and fun activities related to the Bible lesson. Review the Parent Connect section so you can continue your child's learning throughout the week.

Thank you for the privilege of partnering with you in your child's spiritual growth.

Sincerely,

Teacher

Quarter Overview

The King of Kings Weeks 1—4

Unit 1 introduces students to Ruth and God's provision for her needs. The students will learn Ruth's example of selfless love for Naomi is a picture of God's selfless love for us. Students will learn that Ruth became part of the family line through which Jesus was born.

The Kings of Israel Weeks 5—13

In unit 2, students will study serving and obeying God. Through the lives of Hannah, Saul, David, and Solomon, students will learn that God desires our full obedience. They will see how God keeps His promises to bless those who obey Him and to punish those who disobey. Students will learn to apply God's wisdom to their own lives.



Memory Verses

Lesson 1

"Yea, I have loved thee with an everlasting love: therefore with lovingkindness have I drawn thee" (Jeremiah 31:3).

Lesson 2

"The LORD is gracious, and full of compassion" (Psalm 145:8).

Lesson 3

"Know therefore that the LORD thy God, he is God, the faithful God, which keepeth covenant" (Deuteronomy 7:9).

Lesson 4

"For unto you is born this day in the city of David a Saviour, which is Christ the Lord" (Luke 2:11).

Lesson 5

"Only fear the LORD, and serve him in truth with all your heart" (1 Samuel 12:24).

Lesson 6

"I am the LORD, and there is none else, there is no God beside me" (Isaiah 45:5).

Lesson 7

"The LORD is gracious, and full of compassion; slow to anger, and of great mercy" (Psalm 145:8).

Lesson 8

"If ye love me, keep my commandments" (John 14:15).

Lesson 9

"Behold, to obey is better than sacrifice" (1 Samuel 15:22).

Lesson 10

"Man looketh on the outward appearance, but the LORD looketh on the heart" (1 Samuel 16:7).

Lesson 11

"What time I am afraid, I will trust in thee" (Psalm 56:3).

Lesson 12

"Cause me to hear thy lovingkindness in the morning; . . . cause me to know the way wherein I should walk" (Psalm 143:8).

Lesson 13

"Lead me in thy truth, and teach me: for thou art the God of my salvation" (Psalm 25:5).

Big Change for a Little Guy

Jesus changes us so we might be a testimony of salvation.

Directions: Use the words in the tree to fill in the missing words in the paragraph.

• Color the picture.

NAME _____

When Jesus ate at _____'s home,

the Pharisees all _____. They were

_____ that _____

would dare to eat in the home of such

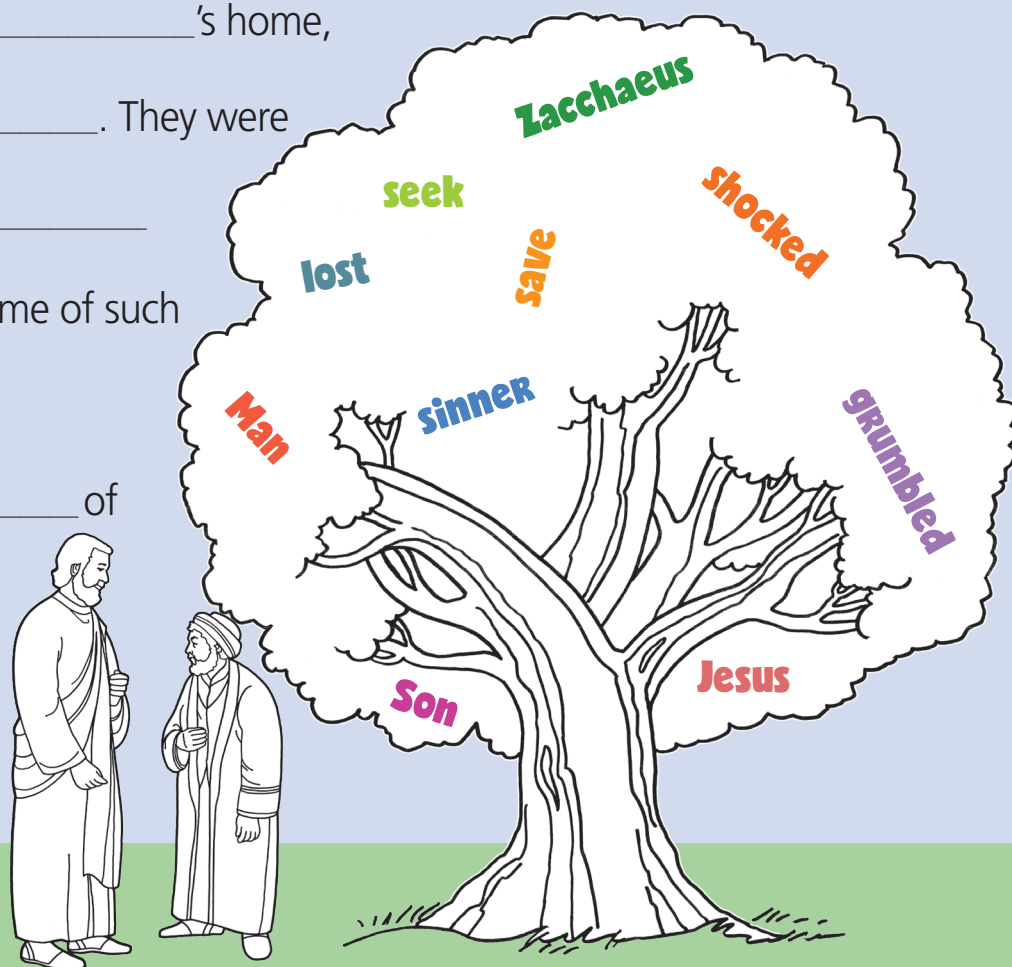
a _____!

Jesus told them that the _____ of

_____ came to _____

and to _____ the

_____.



Directions: Jesus taught us to tell others the good news of the gospel. Read each sentence below. Draw a line from the sentence to the picture that matches it. • Can you share the Good News with a friend?




- Sin is anything we do, say, or think that is wrong. Sin separates us from our holy God.
- Jesus is God's perfect Son. Jesus never sinned.
- Jesus died on the cross to take the punishment for our sin.
- Jesus was buried, but He rose from the dead to defeat sin and death.
- When you trust Jesus' death on the cross as payment for your sin, God forgives you and gives you eternal life. Jesus makes you glad!

Ruth's Selfless Love

"Yea, I have loved thee with an everlasting love: therefore with lovingkindness have I drawn thee" (Jeremiah 31:3).

Directions: Read the story. • The words outlined in red fit into the acrostic puzzle. Write the letters in the correct places. One is done.

God loves us with a . . .



Because of the famine in Bethlehem, Elimelech moved his family to the pagan city of Moab. There his two **SONS** married two Moabite women: Ruth and Orpah. But **TRAGEDY** struck when **ELIMILECH** and both sons died. Naomi was left without a husband or sons to care for her. When Naomi heard that the **FAMINE** had ended, she decided to return to **BETHLEHEM**. Naomi's two daughters-in-law wanted to go with her. "Oh, no, my daughters," Naomi pleaded. "Stay here in your **HOMELAND**. Return to your own families. You can find new **HUSBANDS** here. God has dealt bitterly with me." The three women cried together. Their hearts were deeply **SAD**. Orpah took Naomi's advice and returned to Moab. But Ruth **LOVED** Naomi. She was determined to stay with **NAOMI**. "Please, don't ask me to **LEAVE**," Ruth said. "Wherever you go, I will go. Your people will be my **PEOPLE**. Your God will be my God." So Ruth continued with Naomi to Bethlehem.