


God Speaks



Who Jesus Is What Jesus Did What Jesus Taught

Notes to the Teacher

1. This book has been prepared for primary students. The book is perforated so you can tear out each sheet, complete it in class, and send it home with the student. Each page includes directions for completing the activities on that page.
2. The parent letter is on page 3. Send this page home with the student on the first Sunday of the quarter or deliver it personally before the quarter begins. Page 4 contains an overview of this quarter's lessons, along with a list of all the memory verses.
3. If a student is absent, make sure he or she receives the handwork sheet and the Strong Kids at Home take-home paper. This will help the student review the Bible lesson.

Using the Handwork Sheets

The first page of each lesson contains a Lesson Review section. This is an opportunity to review the previous week's lesson. As students arrive to class, let them work on the activity about five minutes into class time. Make sure the students' names are on their papers before you collect them.

You will use the handwork sheets again at the end of the lesson. The students will work on the activities on the back of the sheets. As they work, discuss the Bible story or its application. Let students do as much as time permits, but if they cannot complete the page in class, allow them to take it home and finish it.

Contents

Lesson 1	September 7	Jesus Identified with Sinners
Lesson 2	September 14	Jesus Called His Fishers of Men
Lesson 3	September 21	Jesus Revealed His Glory
Lesson 4	September 28	Jesus Is the Great Physician
Lesson 5	October 5	Jesus' Storm Illustration
Lesson 6	October 12	Jesus Forgave Sin
Lesson 7	October 19	Jesus Solved a Big Problem
Lesson 8	October 26	Jesus' Lifeguard Illustration
Lesson 9	November 2	Jesus Responded to a Father's Faith
Lesson 10	November 9	Jesus Gave New Life
Lesson 11	November 16	The Good Shepherd's Sacrifice
Lesson 12	November 23	Neighbor Helping Neighbor
Lesson 13	November 30	Big Change for a Little Guy



Regular Baptist Press

Primary Student Book • Fall Quarter 2025 • Vol. 8, No. 1

© 2019 RBP • Printed in U.S.A. • Scripture quotations are from The Holy Bible, English Standard Version® (ESV®), copyright © 2001 by Crossway, a publishing ministry of Good News Publishers. Used by permission. All rights reserved.

THIS MATERIAL MAY NOT BE REPRODUCED IN ANY WAY.

Fall Quarter 2025



Thank you for bringing your child to Sunday School!

This quarter your child will learn more about Jesus' life and ministry on earth. The more your child learns about Jesus, the more he or she will be encouraged to trust and obey Him. During the first unit, your child will see that Jesus' identity as the Son of God was confirmed by people who knew Him, by His own statements, and by the audible voice of God the Father.

The second unit will focus on Jesus' identity as the Son of God as shown through His various miracles and power. Only God has the power to control the wind and sea, heal diseases, raise someone from the dead, and forgive sin—and Jesus did all this, and more!

In the final unit, your child will learn that Jesus cares for him or her sacrificially, like a shepherd cares for his sheep. Your child will study Jesus' teachings to care for our neighbors, and how He changes us to be a testimony of salvation.

Discuss the worksheet with your child each week and encourage your child to tell you what he or she has learned. Set aside time to help your child memorize the Bible memory verse, listed on the back of this sheet. He or she will receive a verse sticker to place on the attendance chart after reciting the verse the following week.

Your child will also bring home the Strong Kids at Home take-home paper every week. Each paper contains an application story, a Bible lesson review, and fun activities related to the Bible lesson. Use the Parent Connect section to help you reinforce the themes each week.

Thank you for the opportunity to teach your child during the coming quarter.

Sincerely,

Teacher

Quarter Overview

Who Jesus Is Weeks 1—3


In unit 1, students will learn about Jesus' identity as the Son of God. Jesus' baptism, His selection of disciples to learn and follow His teaching, and His transfiguration on the mountain all point to the significance and validity of Who Jesus is.

What Jesus Did Weeks 4—10

Jesus continued to display His identity with various miracles throughout His ministry on earth. In the second unit, students will be amazed at Jesus' power over sickness, nature, and death—power that only God Himself possesses. Believing in Jesus' power as the Son of God will encourage students to trust Him.

What Jesus Taught Weeks 11—13

The final unit will expose students to some of Jesus' teachings that instruct them how to relate to God and others. It begins with the fact that Jesus is the Good Shepherd Who sacrificially cares for us. Then students will learn that they should care for their neighbors and share the truth of the gospel with others.



Memory Verses

Lesson 1

"[John] saw Jesus coming toward him, and said, Behold, the Lamb of God, who takes away the sin of the world!" (John 1:29).

Lesson 2

"And Jesus said to them, Follow me, and I will make you become fishers of men" (Mark 1:17).

Lesson 3

"And the Word became flesh and dwelt among us, and we have seen his glory, glory as of the only Son from the Father" (John 1:14).

Lesson 4

"And Jesus said to him, If you can! All things are possible for one who believes" (Mark 9:23).

Lesson 5

"And the men marveled, saying, What sort of man is this, that even winds and sea obey him?" (Matthew 8:27).

Lesson 6

"The Son of Man has authority on earth to forgive sins" (Mark 2:10b).

Lesson 7

"And my God will supply every need of yours according to his riches in glory in Christ Jesus" (Philippians 4:19).

Lesson 8

"And those in the boat worshiped him, saying, Truly you are the Son of God" (Matthew 14:33).

Lesson 9

"For everyone who calls on the name of the Lord will be saved" (Romans 10:13).

Lesson 10

"For as the Father raises the dead and gives them life, so also the Son gives life to whom he will" (John 5:21).

Lesson 11

"I am the good shepherd. The good shepherd lays down his life for the sheep" (John 10:11).

Lesson 12

"Let each of us please his neighbor for his good, to build him up" (Romans 15:2).

Lesson 13

"For the Son of Man came to seek and to save the lost" (Luke 19:10).

Samson's Fall and Faith

God desires that we please and serve Him above all else.

Directions: Read each story. • Draw a line to match the story to the picture that best shows how that child can use his or her skills and abilities to serve God.

NAME _____



Brooke has been taking piano lessons for two years. She enjoys playing and is improving every week.

How can Brooke use her abilities to serve God?



Grant is a diligent person. He sticks with a job until it is done. Hard work is no problem because he is strong.

How can Grant use his strength to serve God?




Danielle is a caring and patient person. She likes helping people. It makes her feel good to know that she has made someone's day brighter.

How can Danielle use her personality to serve God?



Alex is good at math. He knows all his math facts and finishes his homework quickly and accurately.

How can Alex use his skills to serve God?



Samson learned to please God above all else.

Jesus Identified with Sinners

"[John] saw Jesus coming toward him, and said, Behold, the Lamb of God, who takes away the sin of the world!" (John 1:29).

Directions: Follow the alphabet letters and connect the dots to finish the picture of John. • Read the story and circle the correct words. • Color the picture.

- The prophet **John / Joseph** lived in the **jungle / desert**.
- He obeyed God and preached to the **people / angels**.
- He told them to **rejoice / repent** of their sin.
- To "repent" means to **become more like / turn away from**.
- John preached that God's promised **Savior / miracle** would come.
- The people wanted to show their repentance by being **baptized / born** in the river.
- One day, John looked up and saw **Jonah / Jesus** walking toward him.
- John exclaimed, "Look! Here is the **Lamb / Calf** of God!"
- Jesus wanted John to **balance / baptize** Him.
- As Jesus came up out of the water, God's Holy Spirit flew down like a **dove / crow**.
- God's voice said, "This is My beloved **Son / Cousin**. I am very pleased with Him."



Jesus came to earth to die as the Lamb of God.

