

# God Is Worth Loving



Strong Kids Introduction .....	2
Junior Resources.....	3
Basic Classroom Supplies .....	4
Unit Bulletin Boards .....	4
Knowing Your Junior Students.....	5

Session	Date	Title	Theme	Page
---------	------	-------	-------	------

## Unit 1 | David: Sharing God's Person

1	Sept. 3, 2023	God Enjoys Our Praise	👍 God's glory deserves our heartfelt praise.	6
2	Sept. 10, 2023	God Cares for Us	👍 God cares for us with the love and sacrifice of a good shepherd.	15
3	Sept. 17, 2023	God Reveals Himself	👍 God shares His character and abilities in Creation and His Word.	24
4	Sept. 24, 2023	God Will Triumph	👍 God's victory over sin and death gives us a message of hope.	32
5	Oct. 1, 2023	God Deserves Our Trust	👍 God's glory gives us reason to rejoice no matter what.	40
6	Oct. 8, 2023	God Forgives Our Sin	👍 God offers us forgiveness of sin and restoration to His service.	47

## Unit 2 | Solomon: Sharing God's Wisdom

7	Oct. 15, 2023	Where Wisdom Begins	👍 God gives us direction in life as we learn to fear Him.	56
8	Oct. 22, 2023	How Humility Brings Honor	👍 God honors us when we walk humbly before Him.	64
9	Oct. 29, 2023	Why Honesty Is the Best Policy	👍 God rejoices when we are honest with each other.	72
10	Nov. 5, 2023	When Kindness Is Right	👍 God desires that we show His love by being kind and generous.	80
11	Nov. 12, 2023	What Wise Friends Do	👍 God wants us to be wise friends who build each other up.	87

## Unit 3 | Jesus: God's Wisdom in Person

12	Nov. 19, 2023	Christ's Heart	👍 Christ loves us with a perfect, everlasting love.	95
13	Nov. 26, 2023	Christ's Wisdom	👍 Christ leads us with His perfect wisdom.	102



**Regular Baptist Press**

Fall Quarter 2023 • Vol. 6, No. 1 • © 2019 Regular Baptist Press • Printed in U.S.A.

Scripture quotations marked NKJV are from the New King James Version ®. Copyright © 1982 by Thomas Nelson, Inc. Used by permission. All rights reserved. Scripture quotations marked ESV are from The Holy Bible, English Standard Version® (ESV®), copyright © 2001 by Crossway, a publishing ministry of Good News Publishers. Used by permission. All rights reserved.

# STRONG<sup>®</sup>

## curriculum

A world weak on truth needs a strong, trustworthy message. STRONG Curriculum builds stronger churches by teaching all Scripture to produce spiritually mature believers who measure up to the stature of Christ.



Look for the BuildUP icons in the table of contents and on the first page of each lesson.

### A Plan You Can Trust


Regular Baptist Press firmly believes God's Word is living and powerful and more effective than any idea or philosophy man could ever dream up. The Bible is Spirit empowered, so it cannot fail to strengthen kids who interact with its truths. Believing this, we purposefully built Strong Kids on Bible bedrock. We know the curriculum's solid Biblical foundation will make it transformational.


Strong Kids provides each age group with the age-appropriate plan to prepare kids to successfully take the next step in their spiritual growth. The lessons for all five age groups form five steps for building spiritually strong kids.


Strong Kids for Juniors grounds students in their faith before they move into their teen years. The overall track is through the Bible, but with different emphases than in the Primary and Middler age groups. For instance, students spend more time on the Ten Commandments, David's writings in Psalms, Solomon's wisdom in Proverbs, spiritual life applications from the Epistles, and end-time events from Revelation.


The Strong Kids scope and sequence is built on the seven teaching aims Jesus had during His earthly ministry. Identifying Jesus' aims helps you teach the Bible with purpose and clear goals in sight. Every lesson in the Strong Kids scope and sequence addresses at least one of Jesus' teaching aims.


### JESUS' TEACHING AIMS


 **Believe the gospel.** Jesus taught His students to understand, believe, and then share the gospel. This aim is obviously fundamental to all the rest.


 **Understand Biblical ethics.** Jesus instructed His students to live according to moral values. These values provided them with the tools to make wise decisions.

 **Internalize godliness.** Jesus taught His followers to be godly on the inside. He warned them not to become like Pharisees, with a mere outward appearance of godliness.

 **Learn doctrine.** Jesus knew the importance of teaching His students the truth and identified doctrine as one of the means for spiritual growth. Wishy-washy doctrine leads to faulty practice.

 **Develop life skills.** Jesus taught His followers to meet life's challenges in a way that honored and glorified God. He gave them the skills to navigate those challenges successfully.

 **Uplift others.** Jesus' life was all about others. Leading by example, He taught His followers to be all about others too.

 **Prepare to serve.** Jesus prepared His followers to serve in the context of local churches that were established soon after His ascension. He emphasized sacrifice and dedication.

# STRONG<sup>®</sup> curriculum

## Kit Contents

- ☐ Teacher Guide
- ☐ Student Book\*
- ☐ Set of Take-Home Papers\*
- ☐ One sheet of Recognition Stickers\*
- ☐ Teaching Pictures
- ☐ Resource CD with online download code
- ☐ Bible Story DVD
- ☐ Posters

\*Order one book or set for each child.

## Ordering Information

All materials are available from  
Regular Baptist Press.


- Web: [www.StrongCurriculum.com](http://www.StrongCurriculum.com)
- E-mail: [orders@rbpstore.org](mailto:orders@rbpstore.org)
- Toll-free orders in the United States:  
1-800-727-4440
- Fax: 1-847-843-3757
- Canada: Contact your distributor.

In this quarter's Strong Kids for Juniors, the students will grow in their relationship with God and others as they study David's heart through his psalms and Solomon's wisdom through his proverbs. The psalms will teach students God's love and care for them. The proverbs will teach them God's wisdom for life's decisions and challenges. The quarter ends with two lessons on Christ, Who is God's love and wisdom in person.



## Onetime Purchase (Sold Separately)

☐ Strong Kids Music Vol. 2



## The Doctrinal Basis of Our Curriculum

*A more detailed statement with references is available upon request.*

- |   |  |   |   |
|---|--|---|---|
| <ul style="list-style-type: none"> <li>• The verbal, plenary inspiration of the Scriptures</li> <li>• Only one true God</li> <li>• The Trinity of the Godhead</li> <li>• The Holy Spirit and His ministry</li> <li>• The personality of Satan</li> <li>• The Genesis account of creation</li> <li>• Original sin and the fall of man</li> </ul> | <ul style="list-style-type: none"> <li>• The virgin birth of Christ</li> <li>• Salvation through faith in the shed blood of Christ</li> <li>• The bodily resurrection and priesthood of Christ</li> <li>• Grace and the new birth</li> <li>• Justification by faith</li> <li>• Sanctification of the believer</li> </ul> | <ul style="list-style-type: none"> <li>• The security of the believer</li> <li>• The church</li> <li>• The ordinances of the local church: baptism by immersion and the Lord's Supper</li> <li>• Biblical separation—ecclesiastical and personal</li> <li>• Obedience to civil government</li> <li>• The place of Israel</li> </ul> | <ul style="list-style-type: none"> <li>• The pretribulation rapture of the church</li> <li>• The premillennial return of Christ</li> <li>• The millennial reign of Christ</li> <li>• Eternal glory in Heaven for the righteous</li> <li>• Eternal torment in Hell for the wicked</li> </ul> |
|---|--|---|---|



# Basic Classroom Supplies

## Paper Products

Construction paper  
White copy paper  
Poster board  
4" x 6" index cards  
Self-adhesive labels  
Sentence strips

## Markers

Pencils  
Crayons  
Colored pencils  
Permanent markers  
Washable markers

## Office Supplies

Cellophane tape  
Double-stick tape  
Masking tape  
Post-it Notes  
Stapler  
Scissors

## Adhesives

Glue sticks  
Craft glue  
Plasti Tack

## Miscellaneous

Play-Doh  
World map or globe  
Craft sticks (regular and jumbo size)  
Premoistened towels  
Hand sanitizer  
Paper towels  
Ziplock bags  
Yarn  
Chenille wires  
Cotton balls

# Unit Bulletin Board Ideas

Every lesson has a verse poster. If you have a bulletin board available in your classroom, consider hanging the verse posters there. Otherwise, the following is a specific way to use your bulletin board throughout the quarter.

## Units 1-3

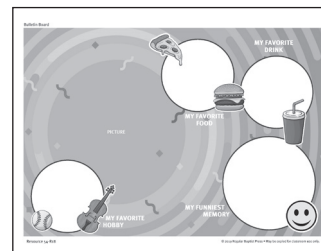
Cover the bulletin board with light blue backing and add the blue scalloped border around the sides. Using black EZ Letters, put the following title across the top of the bulletin board: OUR STRONG JUNIORS.

Use this quarter to reintroduce the seven BuildUP aims listed on page 2. New students coming into your class this fall were not part of your class when the aims were introduced with the chart and stickers in the fall 2022 material.

Hang poster 54-15 in the middle of the bulletin board. Add pictures of your students around the poster with information sheets (resource 54-R18) about each student.



54-15



54-R18

# Knowing Your Junior Students

## Physical and Social Development

- I DIFFER widely from my peers. Some of us have experienced the onset of puberty and its accompanying growth spurt, and some have not.
- I MAY feel insecure about my physical changes and focus on my appearance and how I compare with my peers.
- I SOMETIMES feel inadequate due to changes in my body and comparison to others.
- I AM more self-focused than I used to be and worry about what others think.
- I HAVE developed a view of impending adulthood, and sometimes it is unsettling.
- I WANT to have a best friend with whom I can share activities. Girls my age often have complicated, changeable relationships. Boys tend to be competitive and more focused on the activity than the other people involved.
- I ENJOY humor and silly jokes, but sometimes I use humor to be sarcastic and put down someone else.

## Cognitive (Learning) Development

- I CAN gather information and form well-thought-out opinions.
- I CAN start to see the bigger picture in an issue; I can reason and work things out and understand how things relate to one another.
- I AM beginning to develop my own values and understanding of the world.
- I AM just beginning to think abstractly, but I am not always able to do so.
- I CAN understand similes and metaphors.
- I CAN concentrate for longer periods of time, which allows me to be focused on a task to the point of building a skill.

## Effective Responses

- Use God's Word to reassure students that each person is specially created by God.
- Remind students that God looks on the heart and values inner character.
- Give verbal praise to help students feel valued.
- Be sensitive to students' feelings. Emphasize the Scriptural principle of encouraging and building up each other.
- Encourage students to treat each other with respect. Vigilantly discourage belittling talk or behavior.
- Laugh at students' silly jokes, but correct students who use sarcasm to put down someone else.
- Be an example of a Christian adult, portraying adulthood in a positive manner and talking about events and privileges students can look forward to as they mature.

## Effective Instructional Methods

- Provide lessons that challenge students' thinking. Help students understand how Bible passages and principles are related and how God's truths build on one another.
- Encourage volunteers to read and explain Bible passages. Provide guided instruction where clarification is needed. Encourage participation, but don't embarrass students by calling on them to do something they are not comfortable doing.
- Encourage discussion by asking questions that require students to think analytically, to compare and contrast, and to build on previous knowledge.
- Facilitate opportunities for students to express their opinions and ideas about lesson topics.
- Divide students into equal groups rather than allowing them to self-select groups for activities.

SESSION 1 | UNIT 1

# God Enjoys Our Praise

## Worship of God

### Scripture Focus

Ps. 138

### BuildUP Theme



UPLIFT OTHERS

God's glory deserves our heartfelt praise.

### Measurable Response

The student will praise God for His magnificent glory.

### Memory Verse

"I will praise You  
with my whole heart;  
before the gods  
I will sing praises to You"  
(Psalm 138:1). NKJV

"I give you thanks, O LORD,  
with my whole heart;  
before the gods  
I sing your praise"  
(Psalm 138:1). ESV

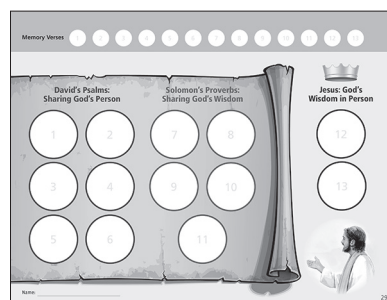
## Teacher Preparation

- ☐ Do you ever experience anxiety when you have an opportunity to defend God's name? If so, why is that?
- ☐ Read Psalm 138:1. David actively praised God as the one true God over all the earth. He wrote that he sang his praises to God before the "gods," a reference to the false gods worshiped by pagans in and around the Promised Land. David taunted the gods because he knew they were fake and therefore powerless to defend their names.
- ☐ We have no reason not to praise God clearly and boldly. He is the one true God. Purpose to praise God in your classroom this quarter. And look for opportunities to praise Him every day.

## Recognition Charts

This quarter focuses on the sixth BuildUP aim: Uplift Others. God's heart for humanity is evident in His relationship with David. David wrote songs, called psalms, to capture the essence of God's loving heart. Solomon recorded God's wisdom in the book of Proverbs. And then Christ came and demonstrated in person God's heart and wisdom. The lessons teach your students to serve and uplift others through Christ. The recognition chart captures the main point from each lesson.

Give each student a recognition chart (student book page 29) and sticker 1 for attendance. Next week, allow them an opportunity to earn the smaller Bible sticker for lesson 1 by saying this week's memory verse. Collect the charts or hang them on a wall. Give the students an opportunity to earn the final Bible sticker on their summer charts by quoting Exodus 34:14, last week's memory verse.



Student Book page 29



Sticker Sheet

Week 1





# Session Starters

## Option 1—Rooster Imitations

### Gather

- Access to rooster calls from the internet (e.g., [www.soundsnap.com/tags/rooster](http://www.soundsnap.com/tags/rooster)).

### Steps

1. Play several rooster calls from the internet. Note that the calls are meant to command attention.
2. Students do their best to imitate a rooster. Congratulate the student you think did the best.
3. Discuss how the students felt trying to imitate a rooster.

**ASK:** Did you find imitating a rooster to be a bit intimidating? Why?

**ASK:** How would you describe a rooster? Shy? Bold? Quiet? Unashamed? *Bold and unashamed.*

4. Transition to the Bible lesson.

Roosters aren't ashamed to let out a loud and clear call, even if it means waking people up early in the morning. King David wasn't ashamed to praise God because he knew he served the one true God. David encourages us to praise God loud and clear!


## Option 2—Ad Creations

### Gather

- Resource 54-R1.
- Markers or colored pencils.

### Steps

1. Give each student a copy of resource 54-R1 and access to the markers or colored pencils.
2. Students write and or draw an ad for the tennis shoe pictured on the resource. The ad should include the name of the shoe and its most distinguishing feature. The distinguishing feature does not need to be based on reality.



54-R1

3. Students share their ads with the class.

4. Discuss advertisements.

**ASK:** How do ads influence your life?

**ASK:** Which type seem most effective?

**ASK:** What might you write in an ad for God?

5. Transition to the Bible lesson.

Our lives are advertisements for God. As we live for Him and praise His name, others will be influenced to consider a relationship with Him. This lesson will help us understand the importance of worshiping and praising God. David wrote Psalm 138 to help us with this important lesson.

## Bible Study

### Gather

- Teaching picture 54-1.
- Matches.
- Old, threadbare garment.

This quarter we will study the lives of David and Solomon, the second and third kings of Israel. David wrote many of the songs in the book of Psalms. And Solomon wrote nearly all of Proverbs. We will focus on what they had to say in those two books in relation to what was going on in their lives. The final two lessons will help you understand that Christ is in you to help you serve others with God's loving heart as revealed in Psalms and God's wisdom as outlined in Proverbs.

### I. David Praised God (Ps. 138:1-3)

#### A. David's praise was wholehearted (138:1)

The first three verses of Psalm 138 are David's testimony. He was devoted to praising God and never considered it optional. Praising and worshiping God were a vital part of his life. All believers should adopt David's devotion to praising God, even believers without David's musical talent.

David began his psalm of praise to God by stating that he praised God with his "whole heart" (138:1).

**READ:** Psalm 138:1.

**ASK:** What does it mean to praise God with one's "whole heart"?  
*It means to focus on what God is like and what He has done and then to respond to Him with honest wonder and thanksgiving.*



**ASK:** Has anyone ever complemented you in a way that seemed fake? How did you respond?

**ASK:** How do you think God responds to halfhearted, fake praise?  
*He sees through it and rejects it.*

True worship of God is undivided and sincere. We must make sure God is truly the focus of our worship rather than money, things, other people, or even ourselves.



54-1

**DISPLAY:** Teaching picture 54-1.

David learned to trust God while shepherding sheep in the wilderness. He learned about God's power from thunderstorms and the blazing sun and about God's grace from cool streams and delicate flowers. David wrote songs to reflect what he learned about God in nature. Those songs of praise strengthened his sincere faith in God. It's no wonder that David said he would wholeheartedly worship God (138:1).

David said his worship was before the "gods." Does that mean David believed there were actual gods besides the one true God? No, David's point was that God is the only true God and that he could worship God boldly without any fear of trouble from the false gods of his day.

**ASK:** Do you sometimes feel afraid to praise God publicly? When?

You know the one true God personally. Never be ashamed or afraid to give God credit for the blessings He brings your way. You could never go wrong praising the all-powerful God of the universe.

## **B. David's praise was focused (138:2, 3)**

### **1. On God's holiness**

David's devotion to praising and worshiping God was grounded in his understanding of God's character, beginning with God's holiness.

**READ:** Psalm 138:2.

David directed his God-focused worship toward God's "holy temple," most likely a reference to the tabernacle. The tabernacle was God's dwelling place with Israel. It was where God met Israel when they brought sacrifices to Him. God's presence in the tabernacle made it holy because God is holy.

David worshiped God in response to God's absolute purity and holiness. He understood no person shared God's absolute perfection.

We should worship God for His holiness too. Imagining what life would be like if God wasn't always holy helps us understand why God's holiness is so important.

**ASK:** What would life be like if we could not count on God to be holy, or sinless, all the time? *Our lives would be unsure and chaotic. We could never know peace or joy. We couldn't even have assurance of salvation.*

Everything about God would be terrifying to us if God wasn't holy all the time. We should be deeply grateful for God's unwavering holiness.

**PRAY:** Have a student praise God for His holiness.

## 2. On God's love and truth

David further focused his worship on God's love and truth (Ps. 138:2). Both were vital to God's covenant promises to David (2 Sam. 7:10–29; Ps. 89:30–37). God's covenant to David included the continuation of David's throne forever. One day Jesus will return to earth to sit on David's throne in Israel as ruler over all the world in fulfillment of God's promise to David. David believed his throne would continue because he believed God is loving and true.

God's love and truth are important for us too.

**ASK:** What would God be like if He was loving but not true? *We could not trust His loving words and promises.*

**ASK:** What would God be like if He was true but not loving? *We would be condemned to eternity apart from God's presence. God's loving mercy and grace are what moved Him to save us from our sins.*

**PRAY:** Have a student worship God for His love and truth.

## 3. On God's eternity

The last phrase in Psalm 138:2 could be rendered, "God has magnified His word and name above all else." The phrase means no one could ever change what God says and Who God is (His "name," or character). Those truths comforted David.

**ACTIVITY:** Strike a match, let it burn for a second, and then gently blow it out. Point out how briefly the smoke lingers in the air before disappearing. Then display a threadbare garment with ratted edges or holes.

**READ:** Isaiah 51:6.

God used smoke to illustrate the passing away of all that is in the sky and an old garment to illustrate how the earth will run down. But His character and word are not like the physical universe. What God is and what God says will never disappear or fade away. God and His promise will last forever because God is eternal.

#### 4. On God's strength

**READ:** Psalm 138:3.

God didn't respond to David's cries by taking David's problems away (138:3). Instead God gave David what he needed to endure the difficulties he faced. God made him bold and strong. God always came through for David.

King Saul, Israel's first king, gave David plenty of reasons to cry out to God for help. Saul sinned against God, prompting God to promise the kingdom to David rather than to Saul's son. In response Saul grew jealous of David and hunted him constantly, intending to kill him. Saul believed he could change the future and keep God from fulfilling His promises to David.

If we spent a day with David while he ran from Saul, we would appreciate God's strength in his life. God's strength caused David to praise God instead of giving up hope (Psalm 52:8, 9; Psalm 54).

**READ:** 1 Samuel 23:14, 15.

Saul had informants in most of Israel's cities, so David wisely hid in forests and caves to keep from being recognized and arrested.

**READ:** Psalm 54:1–7.

**ASK:** How did David respond to being chased by the king of Israel?  
*He praised and worshiped God for controlling the future and for giving him the strength to continue.*

God will neither ignore nor forget about you. Like He did with David, He will give you the grace and strength to face the challenges in each new day. And when He does, praise His name!

#### II. The Kings Will Praise God (Ps. 138:4–6)

David, being sure God would never change and always keep His word, looked ahead to an amazing day when all the kings of the earth will sing in worship to the Lord.

**READ:** Psalm 138:4; Isaiah 11:9, 10.

When will the kings of the earth gather to worship the Lord? We don't know the exact time, but we do know what needs to happen first. Jesus will first return to the sky to rapture believers and resurrect dead believers to take them back to Heaven. Following God's seven-year judgment on the nations, Jesus will then return to the earth with the believers to wipe out those who reject Him. He will then restore the earth and set up His Kingdom. We call His Kingdom the Millennium because it will last for one thousand years.



During Jesus' millennial Kingdom, all the kings of the earth will come to Him to praise Him for His glorious ways and wise, gracious, and loving words.

**READ:** Psalm 138:5, 6.

When Jesus rules the world, everyone will have access to Him. He won't turn anyone away or think of them as unimportant. By contrast, those who think of themselves as more important or better than Jesus won't be a part of His Kingdom.

### **III. David Prayed to God (Ps. 138:7, 8)**

David at times faced enemies all around him. During those times he fully believed God would protect him and strengthen him when he felt weak.

**READ:** Psalm 138:7.

When our circumstances are out of our hands, we can be assured they are not out of God's hands. Even in the face of death we can confidently praise God and trust in Him.

**READ:** Psalm 138:8.

David believed God would perfect, or fulfill, what concerned him. He had an enduring faith God would never break His promises to him.

David also knew God would never stop being merciful. To be merciful is to withhold the punishment we deserve. We all deserve to go to the Lake of Fire, a place of eternal pain, thirst, and darkness.

**ASK:** If God's mercy had an expiration date, how would that affect our future? *We would be worried God would one day condemn us for our sins and take away our salvation.*

**PRAY:** Have a student praise God for His everlasting mercy.

David ended his praise to God by praying and thereby exercising his faith in God (138:8). Making requests of God shows our trust in Him. In fact, if we praise God but never ask Him for anything, then our praise is probably not real.

**PRAY:** Have students make requests of God based on their praise of God throughout the lesson.

## **Memory Builder**

### **Gather**

- Poster 54-P1.
- Hymnal.

## Steps


1. To help the students remember the verse (Psalm 138:1), set it to the tune of the original "Doxology" ("Praise God from Whom All Blessings Flow"). Many hymnals, especially older ones, have the Doxology printed on the inside front cover. Or you can find it online. You will have to sing some of the quarter notes as two eighth notes to get all the words in two times in the song. Get comfortable with singing the verse before class.
2. Display poster 54-P1 and read the verse together as a class. Teach the class to sing the verse to the tune of the "Doxology."
3. Give students an opportunity to sing the verse on their own.



54-P1 NKJV



54-P1 ESV



Student Book Page 3

## Session Application

### Gather

- Student book page 3.
- Internet access.

## Steps

1. Direct students to section 1 on student book page 3. Help the students make a list of truths about God that deserve to be praised loud and clear. Suggestions include God's holiness, mercy, grace, love, justice, power, presence, and kindness.
2. If your students aren't familiar with the hymn "The Holly and the Ivy," either play a recording from the internet or hum the tune for them. Then help them write new lyrics for the song based on their list of truths about God. See the following suggestion.

**Line 1:** OUR GOD IS VE-RY POW-ER-FUL. HE CAN DO ANY-THING.


**Line 2:** AND HE LIKES TO ACT BY HIS LOV-ING GRACE AND THAT IS WHY WE SING.

3. Have students read or sing their lyrics.
4. Students list three people who need to hear them praise God (section 2).
5. Our praise to God should be followed by our prayers to God. Students write two prayer requests based on their praise to God (section 3).
6. Close by giving students an opportunity to prayer about the requests they listed on their student book pages.

# Session Takeaways

## PERSONAL FOCUS

Each week there is a student page called My Time in God's Word. Those pages provide an opportunity for your students to interact with God's Word on their own. Before dismissing the students, draw their attention to the My Time in God's Word on page 4 of their student books. Instruct them to complete the activity at home. The activity reviews Psalm 138.



Student Book Page 4

## PARENT CONNECT

Distribute the Strong Kids at Home sheet for lesson 1. Point out the Big Question on the front page and the students' opportunity to interact with their parents on the back page.



Take-home Paper Week 1