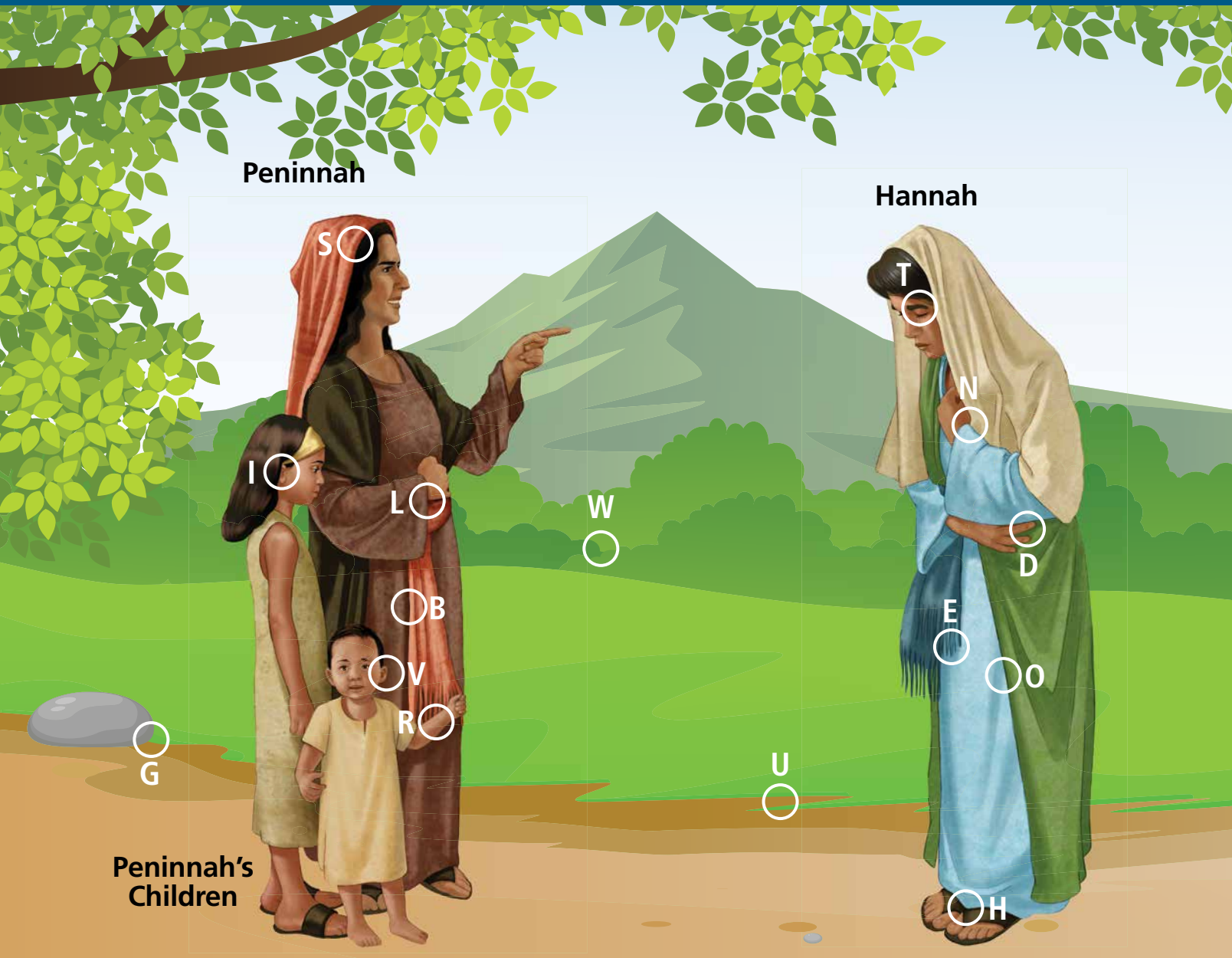


Joy Through Giving



Peninnah wanted the love Elkanah showed to Hannah. Hannah wanted Peninnah's ability to have children. Match the circles under the blanks to the circles and letters on the picture to finish the important lesson from Hannah's life.

Peninnah failed to find joy through _____ Hannah of the joy of being _____

_____. Hannah found joy by _____ God and _____

_____ her _____ to God to use as God _____.

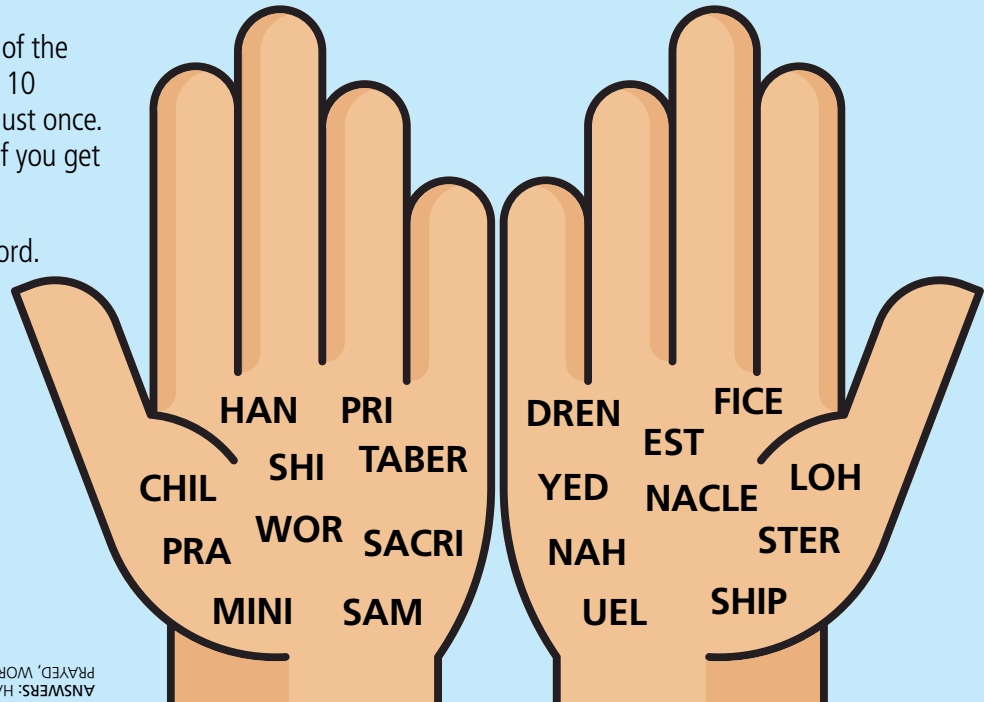
Getting a Handle on Giving

Draw lines to match the parts of the words in the 2 hands to make 10 words. You will use each part just once. The answers are listed below if you get stuck.

Hannah gave her son to the Lord.
What could you give to the Lord?

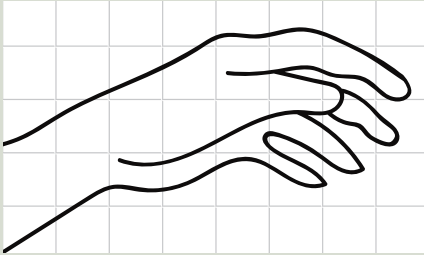


ANSWERS: HANNAH, PRIEST, CHILDREN, SHILOH, TABERNACLE, PRAYED, WORSHIP, SACRIFICE, MINISTER, SAMUEL.



Grabby Hands

Practice drawing a "grabby" hand. God wants you to have a "giving" hand, so He might bless your life with joy.



The Joke Corner

Q: What simple thing could Hannah not do?



A: Write her name backwards!

Measuring Growth

The Middler lesson for this week covered Peninnah's provoking of Hannah and Hannah's humble, prayerful reaction. Hannah knew that joy comes from giving to others rather than from hurting or taking from others. In the end, Hannah rejoiced to have the opportunity to give Samuel to God. Peninnah, though, grew more restless and unsatisfied. Your child was encouraged to give generously. Talk with your child about this week's measurables.

Measurables

Look for the following clues that your child gives generously to God and others.

1. My child is sensitive to the needs of others.
2. My child has a volunteer attitude.
3. My child prays for the needs of others.



STRONG
kids