

God Leads



Faithful Ruth and Hannah

Flawed Saul

Fervent David

Faithless Solomon

Note to Teacher

This book has been prepared for pre-primary children. The book is perforated so you can tear out each sheet, complete it in class, and send it home with the child. Each page includes directions for completing the activities on that page. Encourage the children to share their papers with their parents and other family members. The parents' letter is on page 3. Send it home with the child on the first Sunday of the quarter or deliver it personally before the quarter begins. The back of the letter contains unit overviews and a list of memory verses for the quarter.

As you prepare for the quarter, take apart the student books and cut around the stickers for each lesson. Put all the lesson 1 handwork sheets and stickers in an envelope or folder; put all lesson 2 handwork sheets and stickers in another envelope; continue for the 13 lessons. This will save time during the week.

If children are absent, make sure they receive their handwork sheet, stickers, and the Strong Kids at Home take-home papers. This will help them review the Bible lesson they missed.

Using the Handwork Sheet

The handwork sheet will help you review the Bible lesson and memory verse with your students. As the children are working, talk about the Bible story or its application. Help each child write his name on his paper.

Materials

Lesson 1	Sack stickers (2); heart stickers (5)
Lesson 2	Basket, baby stickers
Lesson 3	Sad face, children, praying hands, baby, ear stickers
Lesson 4	Baby, boy Samuel, coat stickers
Lesson 5	Crown sticker
Lesson 6	None
Lesson 7	None
Lesson 8	Horn of oil, sheep stickers
Lesson 9	Slingshot, stones stickers
Lesson 10	Banquet table, heart stickers (3)
Lesson 11	Bible, lamp, flashlight stickers
Lesson 12	Musicians stickers (2)
Lesson 13	Door, windows stickers (3)



Regular Baptist Press

Pre-Primary Student Book • Fall Quarter 2023 • Vol. 6, No. 1 • © 2019 RBP • Printed in U.S.A. • Scripture quotations are from The Holy Bible, English Standard Version® (ESV®), copyright © 2001 by Crossway, a publishing ministry of Good News Publishers. Used by permission. All rights reserved.

THIS MATERIAL MAY NOT BE REPRODUCED IN ANY WAY.

Fall Quarter 2023



Thank you for bringing your child to Sunday School.

Our goal is to teach important Biblical truths about God, God's Word, and God's Son. We want to partner with you to help your child become strong in his or her knowledge of Scripture and develop an unshakable love for the Lord.

Rely on God

The title of this quarter is "God Leads." God directs the steps of those who trust Him. Ruth and Hannah learned they could trust God's leading even when life didn't make sense. God rewarded their faithfulness.

King Saul resisted God's leading and lost his kingdom as a result. King David, Saul's replacement, had a heart for God. He helps us understand why God is worth following. He teaches us to praise God's greatness and goodness.

From the study of Solomon, we learn the importance of relying on God for wisdom and direction our whole lives. The unit on Solomon ends with an emphasis on worship. God alone deserves our worship. He is the only One worthy of our praise.

Participate

We need your help to accomplish spiritual goals. The back of this sheet contains a list of memory verses that coordinate with the lessons. Help your child learn the verse for each week. Learning Scripture is another way to build confidence in what you believe.

Let your child tell you the Bible story using the handwork sheet, take-home paper, and any projects your child has done. For review and application ask the questions and make the observations found in the take-home paper. Help your child complete the activities.

If you do not regularly attend church with your child, we invite you to study God's Word with us. The pastor or a staff member is always available to answer your questions or talk with you about your own spiritual needs.

Sincerely,

teacher

Quarter Overview

Faithful Ruth and Hannah Weeks 1—4

This unit focuses on two women who demonstrated faithfulness to others and to God. Ruth made a personal sacrifice to care for Naomi. Faithful Hannah gave her firstborn son to the Lord for His service.

Flawed Saul Weeks 5—7

Unit 2 begins the study of Israel's first kings. King Saul was a poor example of leadership for his country. The students will learn that God expects us to obey Him and His Word.

Fervent David Weeks 8—10

The third unit covers David's move from shepherd boy to king under God's direction. Students will learn the importance of following God with all their heart.

Faithless Solomon Weeks 11—13

In unit 4, David's son Solomon begins a reign that brings glory to God and to Israel. Students learn what it means to worship. Students understand that the one true God does not tolerate worship of false gods.

Memory Verses

Lesson 1

"A friend loves at all times" (Proverbs 17:17).

Lesson 2

"A friend loves at all times" (Proverbs 17:17).

Lesson 3

"In [God] my heart trusts; . . . my heart exults" (Psalm 28:7).

Lesson 4

"In [God] my heart trusts; . . . my heart exults" (Psalm 28:7).

Lesson 5

"I will instruct you in the good and the right way" (1 Samuel 12:23).

Lesson 6

"Behold, to obey is better than sacrifice" (1 Samuel 15:22).

Lesson 7

"Behold, to obey is better than sacrifice" (1 Samuel 15:22).

Lesson 8

"Man looks on the outward appearance, but the LORD looks on the heart" (1 Samuel 16:7).

Lesson 9

"Be strong in the Lord and in the strength of his might" (Ephesians 6:10).

Lesson 10

"Let us do good to everyone" (Galatians 6:10).

Lesson 11

"Your word is a lamp to my feet and a light to my path" (Psalm 119:105).

Lesson 12

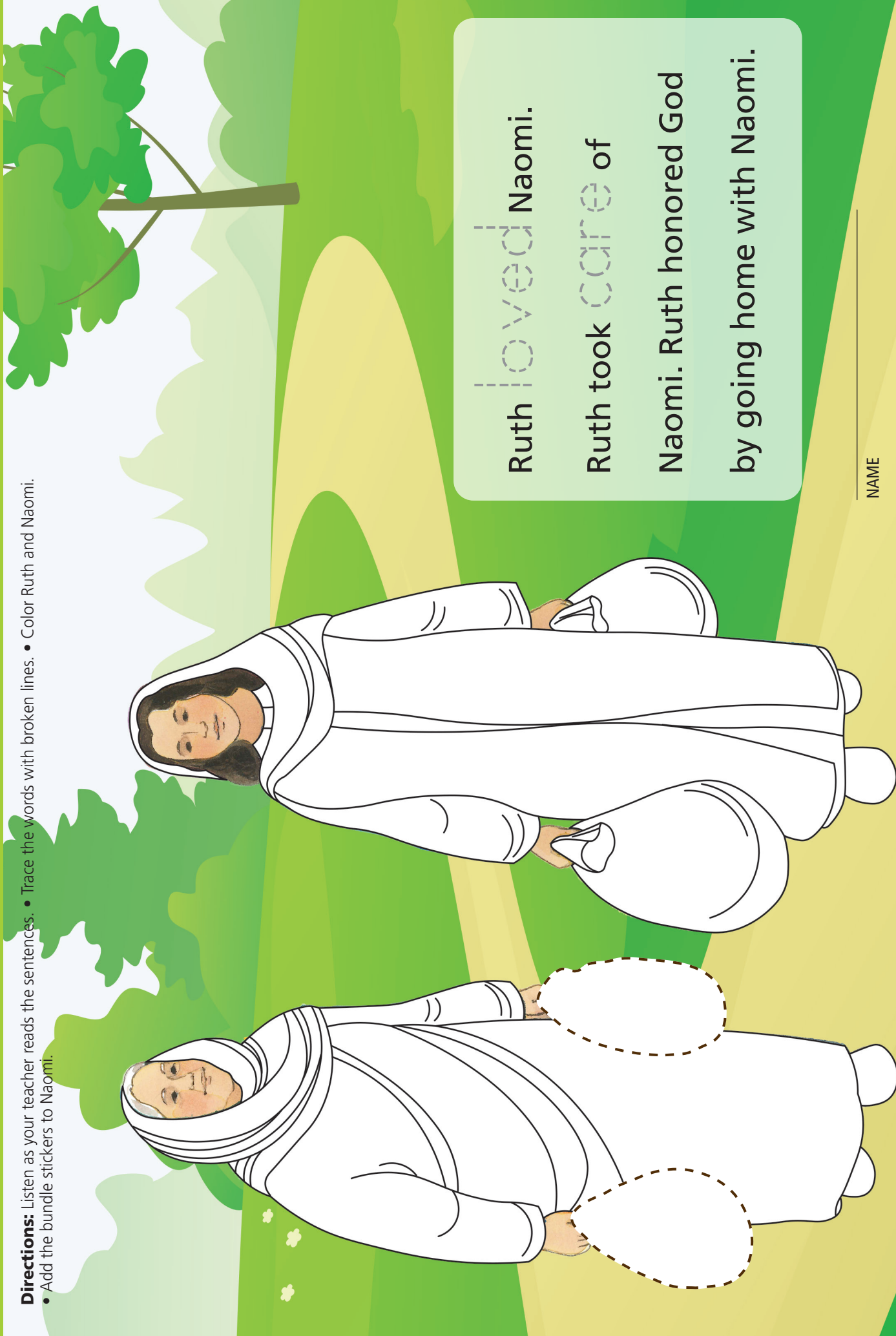
"Worship the LORD in the splendor of holiness" (1 Chronicles 16:29).

Lesson 13

"Worship the LORD in the splendor of holiness" (1 Chronicles 16:29).

Directions: Listen as your teacher reads the sentences. • Trace the words with broken lines. • Color Ruth and Naomi.

- Add the bundle stickers to Naomi.



Ruth loved Naomi.

Ruth took care of


Naomi. Ruth honored God
by going home with Naomi.

NAME _____





Who Is Loving?

**"A friend loves at all times"
(Proverbs 17:17).**

Directions: Look at each set of children. Who is showing love? • Put a heart sticker in the box by the children who are thinking of others instead of themselves. • Find the selfish children. How could they show love to others?


☐

☐

☐

☐

☐

☐

☐

☐

☐
