


God Provides for Us



God Saved Noah
God Provided for Israel
Israel Gave Thanks

Notes to the Teacher

1. Remove the letter to parents from the front of each student book and sign each letter. Distribute the letter to the parents of each child in your class on or before the first Sunday of the quarter.
2. In preparation for the quarter, you may want to take apart all the student books and cut around the stickers. Put all the lesson 1 sheets and stickers in a folder; put all the lesson 2 sheets and stickers in another folder; continue for all thirteen lessons. This will save you time during the week.
3. If a child is absent, be sure to give that child the student book sheet (and any stickers or additional pieces) and take-home card the week following the absence.

Using the Student Book Sheets

This student book will help you review with the children the Bible lessons and memory verses. As the children work on their sheets, talk with them about the pictures. After printing a child's name on the paper, have that child repeat the Bible verse with you.

Materials

Lesson 1	September 3	Man on ladder sticker
Lesson 2	September 10	Birds and pigs stickers; cotton ball
Lesson 3	September 17	Wheat and elephants stickers
Lesson 4	September 24	Dove sticker
Lesson 5	October 1	Cloud sticker
Lesson 6	October 8	Pillar of cloud sticker
Lesson 7	October 15	Bird sticker
Lesson 8	October 22	Basket sticker; oyster crackers
Lesson 9	October 29	Rocks sticker
Lesson 10	November 5	Sandals sticker
Lesson 11	November 12	Palm trees sticker; small floral leaves
Lesson 12	November 19	Kneeling boy sticker; small floral leaves
Lesson 13	November 26	Sheep sticker; cotton balls



Regular Baptist Press

2s & 3s Student Book • Fall Quarter 2023 • Vol. 6, No. 1 • © 2019 Regular Baptist Press • Printed in U.S.A.

All Scripture quotations are taken from the New King James Version ©. Copyright © 1982 by Thomas Nelson. Used by permission. All rights reserved.

THIS MATERIAL MAY NOT BE REPRODUCED IN ANY WAY.

Fall Quarter 2023



Welcome to the 2s & 3s Department!

Perhaps this is your child's first experience in a class. Be assured that while we do have some structure to the hour, we keep the schedule flexible. We use a variety of well-planned activities to help your child learn Biblical truths in engaging ways.

Special Needs

We care about your child and strive to provide a safe environment each week, so please let us know any special needs your child may have, including food sensitivities. In addition, if you use a shortened name or a nickname, we will do the same.

Review with Your Child

Each week take time to reinforce with your child the Bible verses and lesson truths listed on the back of this page. Ask your child to tell you about the picture on the student book sheet. Displaying the sheet on your refrigerator is a great way to reinforce the truths your child will learn. At the end of each unit, staple together all the student book sheets to make a picture book. Your child will enjoy flipping through the pages to review the stories.

Sincerely,

Teacher

Lesson Truths

Weeks 1–5

God Saved Noah

Through stories about the life of Noah, children will learn what obedience is and that obedience to God, parents, and teachers pleases God. Noah's life pleased God, and Noah obeyed God in all aspects of constructing the boat and putting the animals and food on board.

Weeks 6–10


God Provided for Israel

By hearing about the experiences of God's people, the Israelites, children will learn how God gave His people meat, bread, water, and clothes. Children will realize that God cares for them and meets their needs too.

Weeks 11–13

Israel Gave Thanks

Learning how the Israelites celebrated the Feast of the Tabernacles will help children focus on the theme of thanksgiving. Children will learn the importance of thanking God for everything He has given them.



Bible Verses

September 3 and 10

"We ought to obey God" (Acts 5:29).

September 17 and 24

"He [God] cares for you" (1 Peter 5:7).

October 1 and November 26

"Be thankful to Him [God]"
(Psalms 100:4).

October 8 and 15

"God is great" (Job 36:26).


October 22, October 29, and November 5

"I will praise the LORD" (Psalms 111:1).

November 12 and 19

"God, we thank You"
(1 Chronicles 29:13).

God Instructed Noah



Name _____

Instructions: Color the picture. On the side of the boat place the sticker of the man on a ladder.

Today's Bible Story

"God Instructed Noah"

(Genesis 6:5–14; Hebrews 11:7)

Today's Bible Verse

"We ought to obey God" (Acts 5:29).

Suggestions for Parents

Today we emphasized that Noah's actions pleased God. Because Noah pleased God, God asked him to build a boat, and Noah obeyed. Do you let your child know when his or her actions please you? It's important to set boundaries for your child and say no, but your child needs to know when you are pleased with what he or she does. Look for opportunities this week to say to your child, "Thank you for obeying. You make God so happy when you obey. And you make me happy too!"

An Action Rhyme to Do at Home

Hammer, hammer. Pound, pound.

(Pretend to hammer.)

Hear Mr. Noah building.

(Pretend to hammer.)

He's doing as God told him to;

(Point up.)

A great big boat he's building.

(Pretend to hammer.)