


God Delivers



**Deliverance
through Jesus**

**Deliverance
through Moses**

Note to Teacher

This book has been prepared for pre-primary children. The book is perforated so you can tear out each sheet, complete it in class, and send it home with the child. Each page includes directions for completing the activities on that page. Encourage the child to share his paper with his parents and other family members. The parents' letter is on page 3. Send it home with the child on the first Sunday of the quarter or deliver it personally before the quarter begins. The back of the letter contains unit overviews and a list of memory verses for the quarter.

As you prepare for the quarter, take apart the student books and cut around the stickers for each lesson. Put all the lesson 1 handwork sheets and stickers in an envelope or folder; put all lesson 2 handwork sheets and stickers in another envelope; continue for the 13 lessons. This will save time during the week.

If a child is absent, make sure he receives his handwork sheet, stickers, and the *Strong Kids at Home* take-home paper. This will help him review the Bible lesson he missed.

Using the Handwork Sheet

This resource will help you review the Bible lesson and memory verse with your students. As the children are working on their handwork sheets, talk about the Bible story or its application. Help each child write his name on his paper.

Materials

- Lesson 1** Bread sticker; cross sticker
- Lesson 2** None
- Lesson 3** Palm stickers (2)
- Lesson 4** Bowl sticker; feet sticker
- Lesson 5** Crosses sticker; stone sticker
- Lesson 6** Palm tree sticker; brown chenille wire; fabric
- Lesson 7** Manger, cross, Jesus stickers; cotton balls
- Lesson 8** Bulrushes sticker; baby Moses sticker
- Lesson 9** Children stickers (3)
- Lesson 10** Blood on door stickers (2)
- Lesson 11** Moses sticker
- Lesson 12** None
- Lesson 13** Numbers and word stickers



Regular Baptist Press

Pre-Primary Student Book • Spring Quarter 2021 • Vol. 3, No. 3 • 3715 North Ventura Drive, Arlington Heights, IL 60004
© 2019 RBP • Printed in U.S.A. • King James Version

THIS MATERIAL MAY NOT BE REPRODUCED IN ANY WAY.

Spring Quarter 2021



Thank you for bringing your child to Sunday School.

Our goal is to teach important Biblical truths about God, God's Word, and God's Son. We want to partner with you to help your child become strong in his knowledge of Scripture and develop an unshakable love for the Lord.

Deliverance

As Easter approaches, your child will learn why Jesus can be our Savior, that He died willingly to deliver us from the punishment for our sin, and that the resurrection makes this permanent. He will learn how he can be delivered from the punishment—"Believe on the Lord Jesus Christ, and thou shalt be saved" (Acts 16:31). Your child is not too young to understand this truth and accept the Savior.

In the second unit, your child will learn how God used Moses to deliver His people, Israel, from bondage. God's plans can never be stopped. Despite rulers and kingdoms and edicts and laws, God shows His power as the One true God. Nothing is impossible for those who put their trust in Him and allow Him to lead. Help your child get beyond the spectacular display of plagues and focus on God's purpose and power.

Find Your Voice

We need your help to accomplish spiritual goals. The back of this sheet contains a list of memory verses that coordinate with the lessons. Help your child learn the verse for each week. Learning Scripture is another way to build confidence in what you believe. Let him tell you the Bible story, using his handwork sheet, take-home paper, and any projects he has done. For review and application ask the questions and make the observations found in the take-home paper. Help your child complete the activities.

If you do not regularly attend church with your child, we invite you to study God's Word with us. The pastor or a staff member is always available to answer your questions or talk with you about your own spiritual needs.

Sincerely,

teacher

Quarter Overview

Deliverance through Jesus Weeks 1—8

This unit takes children from the beginning of Jesus' ministry to the Ascension. Students will learn Who Jesus is, why Jesus came to earth, and how people responded to His message of deliverance from sin and death. They will learn that Jesus died for them too, and He is their Savior.

Deliverance through Moses Weeks 9—13

Unit 2 is a study of Moses and the exciting way God delivered Israel from bondage. A young child will remember these lessons for a lifetime. Make sure your child knows that God did these miraculous things and that these events are true. Also emphasize that Israel's deliverance was coupled with obedience to God.

Lesson 1

"Jesus is the Christ, the Son of God" (John 20:31).

Lesson 2

"Jesus said unto her, I am the resurrection, and the life" (John 11:25).

Lesson 3

"Hosanna; Blessed is he that cometh in the name of the Lord" (Mark 11:9).

Lesson 4

"Jesus answered him, If I wash thee not, thou hast no part with me" (John 13:8).

Lesson 5

"Believe on the Lord Jesus Christ, and thou shalt be saved" (Acts 16:31).

Lesson 6

"[Jesus] was buried, and . . . rose again the third day according to the scriptures" (1 Corinthians 15:4).

Lesson 7

"I will come again, . . . that where I am, there ye may be also" (John 14:3).

Lesson 8

"Our God is in the heavens: he hath done whatsoever he hath pleased" (Psalm 115:3).

Lesson 9

"Who is like unto thee, O LORD? . . . glorious in holiness, . . . doing wonders?" (Exodus 15:11).

Lesson 10

"In [Jesus] we have redemption through his blood, the forgiveness of sins" (Ephesians 1:7).

Lesson 11

"In all thy ways acknowledge him, and he shall direct thy paths" (Proverbs 3:6).

Lesson 12

"When the people complained, it displeased the LORD" (Numbers 11:1).

Lesson 13

"For by grace are ye saved through faith; . . . it is the gift of God" (Ephesians 2:8).

Jesus Proved He Is Our Deliverer

Matthew 4:1-11

Directions: Cut on the solid lines and fold each flap forward on the dotted lines. Add the bread sticker to the first flap. Listen as a teacher reads each sentence. Trace the words with broken lines. Finish coloring the picture.



Cut here.



Cut here.


Fold forward.

Fold forward.

Fold forward.

Satan tempted Jesus 3 times.

How was Jesus tempted?




Jesus did not sin because He is

God's Son.


NAME _____



Riches



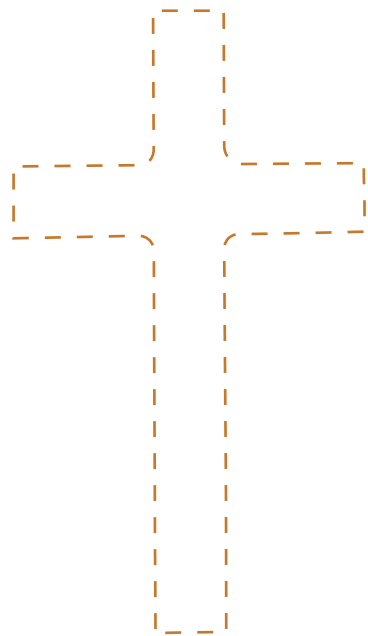
Glory



Bread

Directions: Place the cross sticker in the center. Color the boy and girl. Read the sentence with your teacher.

**"Jesus is the Christ, the Son of God"
(John 20:31).**



Jesus is our sinless Savior.