

God Plans



Strong Kids Introduction2
 Primary Resources3
 Basic Classroom Supplies4
 Unit Bulletin Boards4
 Knowing Your Primary Students5

Session	Date	Title	Theme	Verse	Page
---------	------	-------	-------	-------	------

Unit 1 | God's Plan for Creation Begins

1	September 6, 2020	God Is Holy	God is holy and completely separate from sin.	1 Timothy 1:17	6
2	September 13, 2020	God Made the Universe	God created the world by His awesome power.	Psalms 147:5	16
3	September 20, 2020	God Created Adam and Eve	God personally relates to people.	Genesis 1:27	26
4	September 27, 2020	God Holds Everything Together	God holds His Creation together.	Colossians 1:17	36
5	October 4, 2020	God Gave Grace	God's grace is sufficient to cover all our sin.	Hebrews 9:22b	46
6	October 11, 2020	God Rescued a Family	God offers to rescue us from our sin.	Genesis 6:8	57

Unit 2 | God's Plan for Salvation Begins

7	October 18, 2020	God Made a Promise	God promised to bless the world through Abraham.	Genesis 12:3c	67
8	October 25, 2020	God Provided a Substitute	God provided Christ as our substitute sacrifice for sin.	2 Corinthians 5:21	76
9	November 1, 2020	God Accomplished His Will	God is worthy of our faith and obedience.	Hebrews 11:1	85
10	November 8, 2020	God Revealed His Presence	God is with us and working out His plan.	Hebrews 13:5b	94
11	November 15, 2020	God Went with Joseph	God wants us to trust Him even when troubles come.	Genesis 39:2a	104
12	November 22, 2020	God Remembered Joseph	God wants us to trust Him through disappointments.	Psalms 40:1, 3b	113
13	November 29, 2020	God Saved His People Alive	God wants us to recognize His plan for our good.	Psalms 37:5	123



Regular Baptist Press

Fall Quarter 2020 • Vol. 3, No. 1 • © 2018 Regular Baptist Press • Printed in U.S.A.
 Scripture quotations marked NKJV are from the New King James Version ©. Copyright © 1982 by Thomas Nelson, Inc. Used by permission.
 All rights reserved. Scripture quotations marked ESV are from The Holy Bible, English Standard Version® (ESV®), copyright © 2001 by Crossway, a publishing ministry of Good News Publishers. Used by permission. All rights reserved.

STRONG[®]

curriculum



A world weak on truth needs a strong, trustworthy message. STRONG Curriculum builds stronger churches by teaching all Scripture to produce spiritually mature believers who measure up to the stature of Christ.

A Plan You Can Trust

Regular Baptist Press firmly believes God's Word is living and powerful and more effective than any idea or philosophy man could ever dream up. The Bible is Spirit empowered, so it cannot fail to strengthen kids who interact with its truths. Believing this, we purposefully built Strong Kids on Bible bedrock. We know the curriculum's solid Biblical foundation will make it transformational.


Strong Kids provides each age group with the age-appropriate plan to prepare kids to successfully take the next step in their spiritual growth. The lessons for all five age groups form five steps for building spiritually strong kids.


Strong Kids for Primaries tracks through the Bible chronologically but breaks at times to provide students with a deep understanding of Jesus and His part in God's plan to save the world. Students grasp Who Jesus is, what He is like, and why He came to earth.


The Strong Kids scope and sequence is built on the seven teaching aims Jesus had during His earthly ministry. Identifying Jesus' aims helps you teach the Bible with purpose and clear goals in sight. Every lesson in the Strong Kids scope and sequence addresses at least one of Jesus' teaching aims.


Look for the BuildUP icons in the table of contents and on the first page of each lesson.


JESUS' TEACHING AIMS


 **Believe the gospel.** Jesus taught His students to understand, believe, and then share the gospel. This aim is obviously fundamental to all the rest.


 **Understand Biblical ethics.** Jesus instructed His students to live according to moral values. These values provided them with the tools to make wise decisions.

 **Internalize godliness.** Jesus taught His followers to be godly on the inside. He warned them not to become like Pharisees, with a mere outward appearance of godliness.

 **Learn doctrine.** Jesus knew the importance of teaching His students the truth and identified doctrine as one of the means for spiritual growth. Wishy-washy doctrine leads to faulty practice.

 **Develop life skills.** Jesus taught His followers to meet life's challenges in a way that honored and glorified God. He gave them the skills to navigate those challenges successfully.

 **Uplift others.** Jesus' life was all about others. Leading by example, He taught His followers to be all about others too.

 **Prepare to serve.** Jesus prepared His followers to serve in the context of local churches that were established soon after His ascension. He emphasized sacrifice and dedication.

STRONG[®] curriculum

Kit Contents

- Teacher Guide
- Student Book*
- Set of Take-Home Papers*
- One Attendance Chart and Sticker Page*
- Teaching Picture Book
- Flannelgraph figures
- Resource CD with online download code
- Bible Story DVD
- Posters




*Order one book or set for each child.

Ordering Information

All materials are available from Regular Baptist Press.

- Web: www.StrongCurriculum.com
- E-mail: orders@rbpstore.org
- Toll-free orders in the United States: 1-800-727-4440
- Fax: 1-847-843-3757
- Canada: Contact your distributor.

In this quarter's Strong Kids for Primaries, students will learn all about God's plan for creating the world. They will also study God's plan to save the world through Christ, beginning with Adam and Abraham.



One-Time Purchase (Sold Separately)

- Strong Kids Music Vol. 1



The Doctrinal Basis of Our Curriculum

A more detailed statement with references is available upon request.

- | | | | |
|---|--|---|---|
| <ul style="list-style-type: none"> • The verbal, plenary inspiration of the Scriptures • Only one true God • The Trinity of the Godhead • The Holy Spirit and His ministry • The personality of Satan • The Genesis account of creation • Original sin and the fall of man | <ul style="list-style-type: none"> • The virgin birth of Christ • Salvation through faith in the shed blood of Christ • The bodily resurrection and priesthood of Christ • Grace and the new birth • Justification by faith • Sanctification of the believer | <ul style="list-style-type: none"> • The security of the believer • The church • The ordinances of the local church: baptism by immersion and the Lord's Supper • Biblical separation—ecclesiastical and personal • Obedience to civil government • The place of Israel | <ul style="list-style-type: none"> • The pretribulation rapture of the church • The premillennial return of Christ • The millennial reign of Christ • Eternal glory in Heaven for the righteous • Eternal torment in Hell for the wicked |
|---|--|---|---|

Basic Classroom Supplies

Unit Bulletin Board Ideas

Teaching Aids

Flannelgraph board (26" x 36") (6063)
CD player
Pocket chart (8664)

Paper Products

Construction paper
White copy paper
Index cards
Sentence strips
Paper plates
Paper cups, napkins, plastic silverware
Paper towels

Markers

Pencils
Crayons
Colored pencils
Washable markers

Office Supplies

Cellophane tape
Masking tape
Scissors (sharp points for teachers;
blunt ends for students)

Adhesives

Glue sticks
Craft glue
Sticky tack


Miscellaneous

Play-Doh
Plastic tablecloth for art or food projects
Ziplock bags
Yarn
Hand sanitizer

If you have a bulletin board available in your classroom, the following are specific ways to use your bulletin board throughout the quarter.

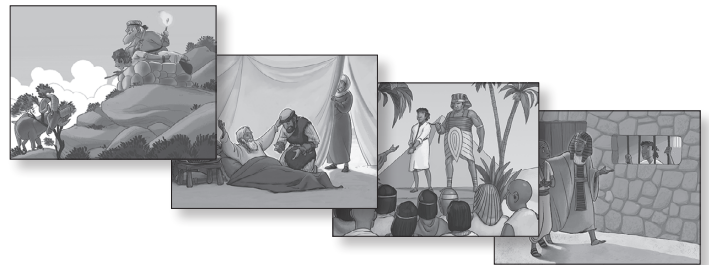
Unit 1—God's Plan for Creation Begins

Use a dark bulletin board backing, such as dark blue or black. Use the Super Space scalloped border. Print out resources 96-R10a—R10c and 96-R11 from the resource CD. Cut out the planets and arrange them on the bulletin board. Place the Psalm 147:5 print out on the board. If desired, cut out star shapes from metallic gold paper and arrange on the board with the planets.



Unit 2—God's Plan for Salvation Begins

Use a light blue bulletin board backing and the scalloped red border. Use blue or black EZ Letters to make a sentence title: We Can Trust God. Print teaching pictures 96-8, 96-10, 96-12, and 96-14 from the resource CD and arrange them on the board.



Note: Products with an order number are available from Regular Baptist Press.

Knowing Your Primary Students

Description of Physical, Social, and Emotional Development

- I AM GROWING stronger and gaining increased control over my body.
- I HAVE LOTS of physical energy and will often keep going until I am exhausted.
- I AM DEVELOPING better hand-eye coordination, allowing me to engage in artistic activities.
- I WANT to be liked by my peer group.
- I PREFER playing with children of my same sex, but I may include the opposite sex if someone is interested in the same thing I am.
- I AM BECOMING modest and want privacy.
- I MAY BE less physically demonstrative and prefer verbal praise and encouragement.
- I HAVE STARTED school, so I will have more self-control in the classroom setting.

Cognitive (Learning) Development

- I SEE MYSELF as an individual.
- I AM BEGINNING to think for myself and develop my own opinions.
- I AM CAPABLE of independent problem solving and will spend time and energy completing tasks in the expected manner.
- I AM LEARNING to think logically—and to be able to justify my thinking.
- I CAN UNDERSTAND the difference between past, present, and future.
- I CAN BUILD on what I know and understand when I am reminded of the content of previous lessons.
- I AM ABLE to conform to adult ideas about what is appropriate behavior and to recognize what behavior is and is not appropriate.

Effective Responses

- PROVIDE ways for students to expend energy—without overdoing it and causing students to be too tired before lesson time.
- ENSURE individual privacy during restroom breaks.
- ALLOW enough time for activities and crafts so students do not feel rushed and become frustrated.
- REMIND students of expected classroom behavior—keep your hands to yourself, respect the personal space of others, listen, and pay attention.
- ENCOURAGE students to get to know one another; provide opportunities for them to talk.
- COMPLIMENT achievement with brief, verbal praise.

Effective Instructional Methods

- LISTEN carefully to students' ideas about God and the Bible; correct misunderstandings with simple, kind responses.
- EMPHASIZE reverence, love, and obedience for God and His Word.
- TALK with students about salvation. This is the age when many children accept Christ.
- BUILD on what the students already know about God and the Bible and on concepts from the previous lesson. (This requires you to know your students.)
- CONTINUE giving guided instruction while giving opportunities for basic independent problem solving.
- ENCOURAGE students to briefly explain their answers or opinions.

LESSON 1 | UNIT 1

God Is Holy

God's holiness

Scripture Focus

Lev. 19:2; Isa. 14:12–15;
Ezek. 28:13–19

BuildUP Theme



LEARN DOCTRINE

God is holy and completely separate from sin.

Measurable Response

The student will praise and respectfully fear God for His holiness. The student will consider a decision for salvation, if unsaved.

Memory Verse

“Now to the King eternal, immortal, invisible, to God who alone is wise, be honor and glory forever and ever” (1 Timothy 1:17). NKJV

“To the King of the ages, immortal, invisible, the only God, be honor and glory forever and ever” (1 Timothy 1:17). ESV


Teacher Preparation

- Read Leviticus 19:2; Isaiah 14:12–15; Ezekiel 28:13–19.
- Holiness is probably the greatest of all God’s attributes. It influences all He is and does. It filters into each of His other attributes. We cannot study God without exploring His holiness.
- Holiness means that God cannot tolerate sin. He hates it and won’t permit it in His presence. God set this precedent when He cast Lucifer out of Heaven. God must judge sin.
- When we begin to realize God’s holiness, we sense our own sinfulness and need for salvation. To think that a perfect and pure God would sacrifice His own beloved Son to save wretched sinners is beyond our comprehension. But He did, and we can receive salvation if we will place our faith and trust in Jesus.


Attendance Charts & Review

Give each student an attendance and verse chart. Each student may write his name on his chart. Give each student sticker 1 to put in place for attendance. Next week, give your students an opportunity to earn the small leaf sticker by quoting this week’s memory verse.

Attendance Chart



Attendance Stickers



Week 1 Sticker



Student book page 5



Distribute to each student activity page 5 from the student book. Give time to read the page and meet Mason the lion. Make sure each student writes his name on the line.

Session Starters

Option 1—Clean vs. Dirty

Gather

- Several clean, white items (e.g., white towel, white sheet of paper, cotton balls, a white china plate).
- Jelly or other spreadable food item.
- Spoon.

Steps

1. Display all the clean items.

ASK: What do all these items have in common? *They are all clean.*

2. Display the jelly. Open it and smear jelly on each item. If desired, enlist the students' help. Smear a tiny dot on the cotton ball, a small streak on the sheet of paper, a big smudge on the white towel, and a large smear across the plate.

ASK: What did I do to the items? *You got all of them dirty.*

ASK: Are any of them dirtier than the others? *Yes.*

3. Have students line up the items from least dirty to most dirty.

ASK: Which items are still clean? *None.*

ASK: Why? *Because an item cannot be clean if it is dirty. It is either dirty or clean; it can't be both.*

4. Transition to the lesson.

In our lesson today, we are going to study God's holiness. When we say God is holy, we are saying that God is perfectly pure, clean, and without sin. God cannot tolerate sin. If He had even a tiny dab of sin, or pretended sin was no big deal, He would not be holy. Let's explore God's Word and study God's holiness a little more.

Option 2—Light vs. Dark

Gather

- Shoebox.
- Scissors.

Steps

1. Before class, cut a small hole in the lid or side of a shoebox. Write "God is light, and in Him is no darkness" inside the shoebox on the bottom.
2. Display the shoebox and have students take turns looking through the hole in the box.

ASK: What do you see inside the box? *Darkness.*

It would be cool if we could open the box and take the darkness out to get a better look at it. Let's try to do that.

3. Open the box quickly and stick your hand in it as if you are trying to grab the darkness before it disappears. Do this several times. Ask students to try it too.

ASK: Why can't we grab the darkness and take it out of the box? *The light from the room floods the box. Darkness and light cannot be in the same place at the same time.*

4. Point out the phrase in the bottom of the box.


The phrase written in the box is based on 1 John 1:5.

READ: 1 John 1:5.

In this verse the apostle John described God by comparing Him to light. His description of God tells us that God has light and no darkness.

5. Transition to the lesson.

God's "light" is His holiness. To be holy means to have no sin. That means there could not be even one sin in God. He is perfect and totally separate from sin. We will learn more about God's holiness in our lesson for today.



96-A NKJV



96-A ESV

Bible Study

Gather

- Teaching picture 96-1.
- Poster 96-A; cut apart strips A1—A4.
- Craft jewels.
- Red food coloring.
- Water in a clear glass.
- Chair (optional).
- White sheet (optional).



96-A1 NKJV



96-A1 ESV



96-A2 NKJV



96-A2 ESV



96-A3 NKJV



96-A3 ESV

I. The Origin of Satan

DISPLAY: Poster strip 96-A1.

If God is holy and everything He does is right and good, then where did wrong come from? The Bible tells us sin began long ago, even before Adam disobeyed in the Garden.

DISPLAY: Poster strip 96-A2.

Long before God created the earth, God created thousands, maybe even hundreds of thousands of beautiful angels to fill Heaven. Each angel had a job to do. All the angels loved their creator and worshiped and served Him. One angel was more beautiful than all the rest. His name was Morning Star or Lucifer.

READ: Ezekiel 28:13–15a.

ACTIVITY: Spread out the craft jewels on the table or floor in front of you. Or give a handful of jewels to each student. Discuss the names of the various jewel colors (e.g., ruby, emerald, topaz, sapphire).

ASK: What did Lucifer look like? *Perfect in beauty. Covered with every precious stone.*

DISPLAY: Poster strip 96-A3.

Can you imagine your body being entirely covered in jewels? How spectacular! Lucifer was stunning. (Collect the jewels from the students.)

ASK: Where did Lucifer live? (You may need to reread verse 14 or have students look up verse 14 for themselves.) *Lucifer lived on the holy mountain of God, walking in the midst of fiery stones—or in the presence of God Himself.*

Lucifer was in charge of guarding God's holiness, and he lived in the very presence of God! He had it all: beauty, wisdom, respect, and greatness. He was not as wise or great as God, but Lucifer was an amazing angel.

II. The Origin of Sin

READ: Ezekiel 28:15b, 17a.

ASK: What happened to Lucifer? *He became proud because of his great beauty.*

Lucifer's heart became proud because of his exceeding beauty and wisdom. The Bible says sin was found in him. Pride caused Lucifer to think too highly of himself. The more he thought about how wonderful, wise, and beautiful he was, the more proud he became. Pride caused

Lucifer to decide he would become greater and more powerful than God. Lucifer decided that he should be worshiped instead of God.

DISPLAY: Move poster strip 96-A3 above poster strip 96-A1.

READ: Isaiah 14:13 and 14.

ASK: How did Lucifer start each of his five statements? *"I will."*

Lucifer said, *"I will go to the highest heaven. I will make myself a throne above God! I will rule over all! I will be higher than the clouds. I will be like the Most High God!"* In that moment, Lucifer sinned against God. It was the very first sin and the beginning of all sin.

III. God's Punishment of Sin

ASK: How do you think God felt about Lucifer's sin? *Sad to see His glorious Creation make such a wicked choice; angry at the sin.*

God is holy. He hates anything that goes against His holiness. Pride, selfishness, and arrogance all go against God's holiness. Only God is holy and worthy of worship. Only God deserves to be ruler over all. God is the creator!

READ: Ezekiel 28:16.

ASK: How did God punish Lucifer's sin? *God cast him out of Heaven.*

DISPLAY: Remove poster strip 96-A3.

ACTIVITY: Show a clear glass of water.

God is holy. He is completely perfect and pure. Heaven is perfect and pure. All the angels God created are holy and pure. Then Lucifer sinned.

ACTIVITY: Drip one drop of red food coloring into the glass. Do not stir or shake it. Let the red color slowly bleed into the water as the students watch.

ASK: What happened to the clean, pure water when I put the red coloring in? *It spread into the rest of the water and stained all the water red.*

The water is no longer clean because of the red coloring. When Lucifer sinned, he was no longer holy and pure.

ASK: Why did God have to cast Lucifer out of Heaven? *God cannot tolerate sin.*

God could not permit Lucifer to live in Heaven any longer, just like light cannot exist with darkness. God is light. So God cast Lucifer out of Heaven.

Lucifer also lost his beautiful name. He was no longer called “Morning Star.” Now he is called Satan or the Devil.



96-A4 NKJV 96-A4 ESV

DISPLAY: Poster strip 96-A4, separately (below poster strips 96-A1 and 96-A2).

What happened to Satan is not just a story. He is not a character in a cartoon with a pitchfork and red horns. He is very real. He is a spirit, without a permanent body. The Bible says that Satan roams the earth like a hungry lion, looking for someone he can “devour” or trap in sin (1 Pet. 5:8). Satan did not lose all his power when God cast him out of Heaven. As God’s enemy, Satan fights against everything that is right, good, pure, holy, or pleasing to God. He hates God and does not want anyone else to love, worship, or serve God.

IV. God’s Standard of Holiness

It is important for us to try to understand God’s holiness. We must take God’s holiness very seriously. We must study God’s Word, the Bible, and attempt to get a glimpse of God’s purity. When we do, we will see just how unholy we are and how desperately we need a Savior. There are only a couple of humans who have ever seen a tiny glimpse of God’s holiness. One of those men was Isaiah the prophet. Let’s take a moment to study his reaction to God’s holiness.

ACTIVITY: Students will narrate and act out the scene in Isaiah 6:1–5 as a dramatic or choral reading. You may want to place a chair in the middle of the room and drape a white sheet over it. Select four students to be narrators and position them behind the chair. Select several students to play the Seraphim and Cherubim and place them on either side of the chair. Select one student to be Isaiah and position him in front of the chair. Guide students as they read their parts from their Bibles.

Narrator 1: (Read Isaiah 6:1.)

Narrator 2: (Read Isaiah 6:2 and 3a.)

Seraphim: “Holy, holy, holy is the LORD of hosts!”

Cherubim: (echo) “Holy, holy, holy is the LORD of hosts!”

Seraphim: “The whole earth is full of His glory!”

Cherubim: (echo) “The whole earth is full of His glory!”

Narrator 3: (Read Isaiah 6:4 with much drama.) Act out the shaking of an earthquake.

Isaiah: Falls to his knees, shielding his eyes from the light. (Read Isaiah 6:5.)



96-1

DISPLAY: Teaching picture 96-1.

ASK: How do you think Isaiah reacted to seeing God's holiness? *He probably fell to his knees or even on his face.*

Once Isaiah got a glimpse of God's holiness, he helplessly crumbled to his knees. He said, "Woe is me!" or "How sad am I!" "I am undone (lost)" means "I am completely destroyed." He could not stand before a holy God. Isaiah realized how completely impure he was compared to God's holiness.

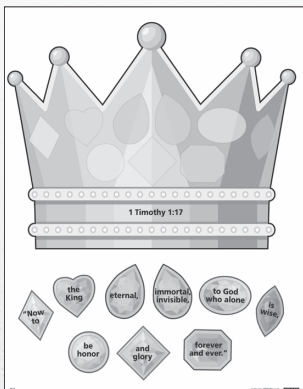
Conclusion

God's holiness is a necessary part of Who He is. One way we can respond to God's holiness is to praise Him. That's what the angels who guarded God's holiness did. They cried out night and day, back and forth to each other, "Holy, holy, holy is the LORD of hosts!"


The other way we should respond to God's holiness is to be like Isaiah. Once we see how holy, perfect, and pure God is, we suddenly realize how sinful, wrong, and impure we are. We can never measure up to God's holiness.

READ: Romans 3:23.

We all fall short of God's glory. We are helpless, hopeless, and desperate. Our sin cannot possibly come anywhere near such a holy God! We could never do enough good things to equal the goodness and holiness of God. That is why we so desperately need a Savior. That is why God had to reach down and save us. The holy God sent His holy Son, Jesus, to give His perfect, holy life in exchange for our sin. Jesus shed His holy blood to wash away the sin that separates us from God so that we might be pure and blameless in God's sight. Amazing! If you have never confessed to God your sin and your need for a Savior, you can do that today. You can put your hope and trust in the shed blood of Jesus Christ for the forgiveness of your sin. And you can know for sure that you are forgiven and promised a home in Heaven forever.



96-B NKJV



96-B ESV

Memory Builder

Gather

- Poster 96-B.
- Scissors.
- Sticky tack.

Steps

1. Before class, cut out the jewels from the poster.
2. Display poster 96-B.
3. Instruct students to look up 1 Timothy 1:17 in their Bibles.

READ: 1 Timothy 1:17 in unison.

ASK: Who is the King? *God.*

Not only is God the king, the rule-maker, and the master over everything, but He is also eternal. He has no beginning and no end. God is immortal. He does not have a body that keeps him in one place; He is a spirit. And He is invisible, the perfectly wise, all-knowing God.

ASK: According to the end of this verse, what should our response be to God? *To give Him honor and glory forever and ever.*

To give God glory is to give Him all the credit and praise for everything. It is to magnify Him and make Him bigger in everything we do and say.

4. Distribute the verse segment jewels in random order. Using their Bibles, students should work together to put the jewels on the crown in the correct order. Once completed, read the verse aloud together.
5. Repeat the activity as time allows.

Session Application

Review Activity—God Is Light

Gather

- Flashlight.
- Sentence strips.
- Sticky tack.
- *Strong Kids Music* CD Vol. 1; CD player.

Steps

1. Copy each of the review statements listed on the following page onto sentence strips. (Do **not** include the answer.) Using sticky tack, post the statements on the walls around the room.
2. Hand the flashlight to one student. Tell him not to turn it on until instructed.
3. Turn out the lights. Play a song from the music CD as the students pass the flashlight. Stop the music at random. The student holding



Teacher Tip

If your students are still learning to read, offer assistance or read the statements for them, if needed.

the flashlight shines it on a sentence strip on the wall. The student reads the statement and declares if the statement is true or false. If the statement is false, the student may ask a classmate to reread the statement, changing the words so that it is true.

- To be holy means to be perfect and without sin. *True.*
- God created thousands of angels. *True.*
- Lucifer’s job was to guard the holiness of God. *True.*
- Lucifer became proud because of his beauty and wisdom. *True.*
- Lucifer said, “I will submit to God and obey Him.” *False. “I will become like God!”*
- God allows a little sin once in a while. *False. God cannot permit, or tolerate, any sin.*
- God cast Lucifer out of Heaven and changed his name to Satan. *True.*
- Satan wears a red suit, has horns, and carries a pitchfork. *False. God created Satan to be beautiful. We have no idea what he wears.*
- Satan is powerful, but his power is limited. Only God is all-powerful. *True.*
- When Isaiah saw God in Heaven, he said, “Wow, God, Heaven is really beautiful.” *False. Isaiah said, “Woe is me!”*
- When Isaiah saw God in Heaven, he realized how sinful he was compared to the holiness of God. *True.*
- God wants us to respect His holiness and turn to Him for salvation. *True.*


Student Book Activity

Gather

- Student book page 6.
- Scissors.
- Glue sticks.

Steps

1. Distribute student book page 6 to each student.
2. Guide students through the matching activity.
3. Complete as much of the student book activity as time allows. Send the page home for students to complete, if necessary.



Student book page 6


Session Takeaways

PARENT CONNECT

Distribute the *Strong Kids at Home* take-home paper for week 1. Point out the activities and the students' opportunity to interact with their parents on page 3.

Give the Quarter Summary page included at the front of the *Strong Kids at Home* sheets to each student's parents. For your convenience, the Quarter Summary is also on the resource CD. Feel free to send it to the students' parents electronically.

Plan to order *Strong Kids at Home* every quarter. It provides a valuable connection between your classroom and the home.



Quarter Summary page