

God Gives Life



God Provides Life

God Provides
New Life

Note to Teacher

This book has been prepared for pre-primary children. The book is perforated so you can tear out each sheet, complete it in class, and send it home with the child. Each page includes directions for completing the activities on that page. Encourage the child to share his paper with his parents and other family members. The parents' letter is on page 3. Send it home with the child on the first Sunday of the quarter or deliver it personally before the quarter begins. The back of the letter contains unit overviews and a list of memory verses for the quarter.

As you prepare for the quarter, take apart the student books and cut around the stickers for each lesson. Put all the lesson 1 handwork sheets and stickers in an envelope or folder; put all lesson 2 handwork sheets and stickers in another envelope; continue for the 13 lessons. This will save time during the week.

If a child is absent, make sure he receives his handwork sheet, stickers, and the *Strong Kids at Home* take-home paper. This will help him review the Bible lesson he missed.

Using the Handwork Sheet

This resource will help you review the Bible lesson and memory verse with your students. As the children are working on their handwork sheets, talk about the Bible story or its application. Help each child write his name on his paper.

Materials

Lesson 1	None
Lesson 2	Pumpkin and flower stickers; sunflower seeds; popcorn
Lesson 3	Fish, turtle, and pig stickers
Lesson 4	Bush, flower, and parrot stickers
Lesson 5	Rabbit, elephant, and butterfly stickers
Lesson 6	Tomato plant and yellow pepper plant stickers; orange tree sticker
Lesson 7	Serpent and dinosaur stickers.
Lesson 8	Noah, dinosaur, and ark stickers; craft sticks; card stock
Lesson 9	Dove sticker; cotton balls
Lesson 10	Psalm 145:9 sticker; conversation balloon stickers
Lesson 11	Cross/empty tomb sticker
Lesson 12	Baby Isaac sticker; rebus stickers
Lesson 13	Ram, torch, servants, and wood bundle stickers



Regular Baptist Press

Pre-Primary Student Book • Fall Quarter 2020 • Vol. 3, No. 1 • 3715 North Ventura Drive, Arlington Heights, Illinois 60004
© 2018 RBP • Printed in U.S.A. • Scripture taken from the New King James Version®. Copyright © 1982 by Thomas Nelson, Inc.
Used by permission. All rights reserved.

THIS MATERIAL MAY NOT BE REPRODUCED IN ANY WAY.

Fall Quarter 2020



Thank you for bringing your child to Sunday School.

Our goal is to teach important Biblical truths about God, God's Word, and God's Son. We want to partner with you to help your child become strong in his knowledge of Scripture and develop an unshakable love for the Lord.

Truth Under Fire

The first unit of lessons deals with the Genesis account of Creation and establishes God's authority as the Creator. God spoke . . . and the world came into existence. Your child has already been exposed to unbiblical theories of how the world developed. Hearing repeated false dialogue, such as "millions of years ago" or we can "assume" or "scientists think," translates to fact in a young child's mind. The Bible is the only authority for all we teach. Your child needs to know truth so he can stand strong when presented with false information.

The second unit of lessons will continue the historical timeline of the Bible with lessons on God's grace to Adam, Noah, Abraham and Sarah, and young Isaac. Your child will learn that nothing is too hard for God and, unlike human beings, He always keeps His promises.

Find Your Voice

We need your help to accomplish spiritual goals. The back of this sheet contains a list of memory verses that coordinate with the lessons. Help your child learn the verse for each week. Learning Scripture is another way to build confidence in what you believe. Let him tell you the Bible story, using his handwork sheet, take-home paper, and any projects he has done. For review and application, ask the questions and make the observations found in the take-home paper. Help your child complete the activities.

If you do not regularly attend church with your child, we invite you to study God's Word with us. The pastor or a staff member is always available to answer your questions or talk with you about your own spiritual needs.

Sincerely,

teacher

Quarter Overview

God Provides Life Weeks 1—6

Lesson 1 will emphasize that God is eternal. Students will learn the meaning of the word and the character of God. The next 5 lessons will focus on the Genesis account of Creation and God's commands and provisions for Adam and Eve in the Garden of Eden. Our powerful God made the world and everything in it in six literal days. Preschoolers easily relate to nature and are fascinated by Creation. This interest is a great motivator to learn Biblical truth.

God Provides New Life Weeks 7—13

In a study of these lessons, students will learn of God's grace from Adam's sin through the provision for young Isaac. We will study the consequences of disobedience and the blessings of obedience. There is much excitement and drama in the situations the Bible characters find themselves in. Application is a key part of these Bible lessons. There will be repeated emphasis on salvation and the fact that God keeps His promises.

Memory Verses

Lesson 1

"In the beginning God created the heavens and the earth" (Genesis 1:1).

Lesson 2

"In the beginning God created the heavens and the earth" (Genesis 1:1).

Lesson 3

"[God] made heaven and earth, the sea, and all that is in them" (Psalm 146:6).

Lesson 4

"Thus says the LORD, . . . I have made the earth, and created man on it" (Isaiah 45:11, 12).

Lesson 5

"God . . . put [Adam] in the garden of Eden to tend and keep it" (Genesis 2:15).

Lesson 6

"God said, . . . I have given you every herb . . . and every tree . . . for food" (Genesis 1:29).

Lesson 7

"In [Jesus] we have . . . the forgiveness of sins" (Colossians 1:14).

Lesson 8

"But Noah found grace in the eyes of the LORD" (Genesis 6:8).

Lesson 9

"My covenant I will not break" (Psalm 89:34).

Lesson 10

"The LORD is good to all, and His tender mercies are over all His works" (Psalm 145:9).

Lesson 11

"In [Abraham] all the families of the earth shall be blessed" (Genesis 12:3).

Lesson 12

"Is anything too hard for the LORD?" (Genesis 18:14).

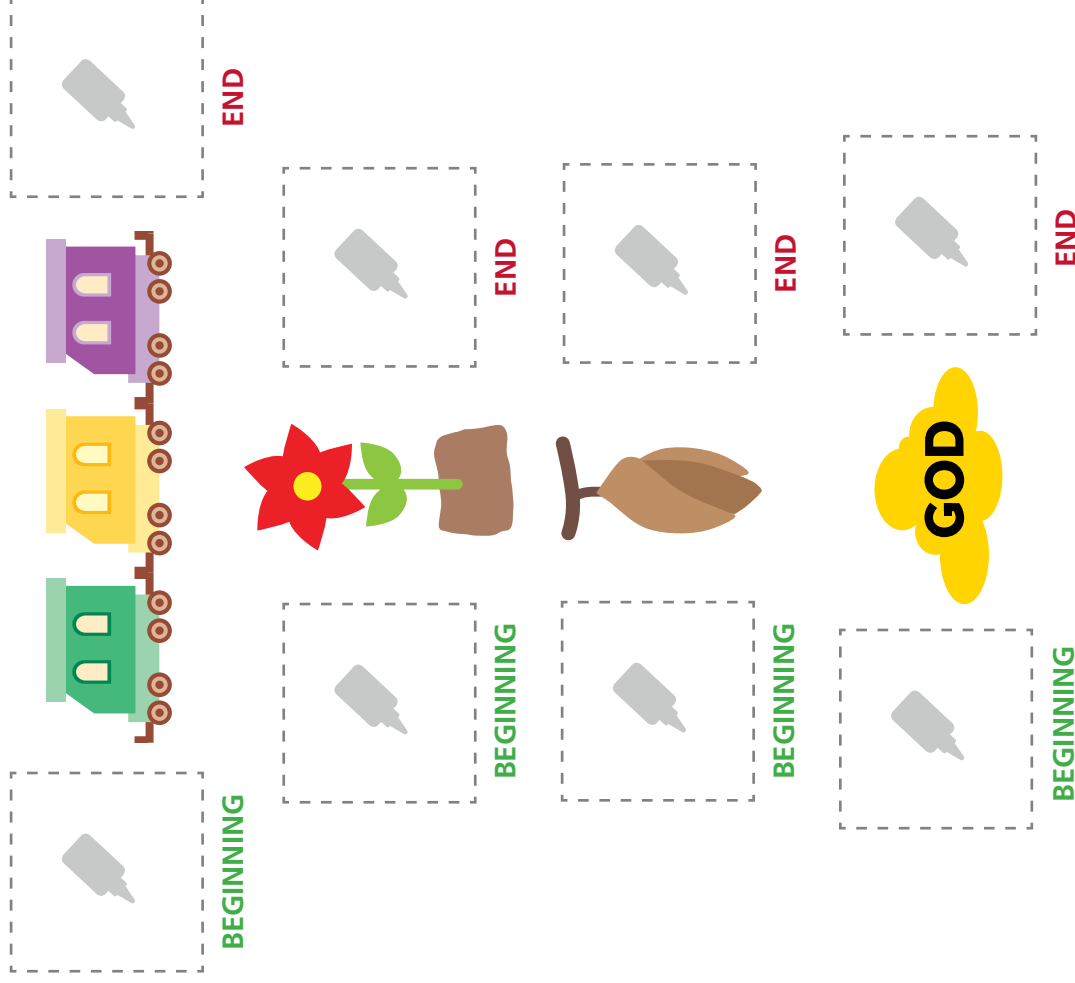
Lesson 13

"And Abraham said, My son, God will provide for Himself the lamb for a burnt offering" (Genesis 22:8).

God is not like anything or anyone else.

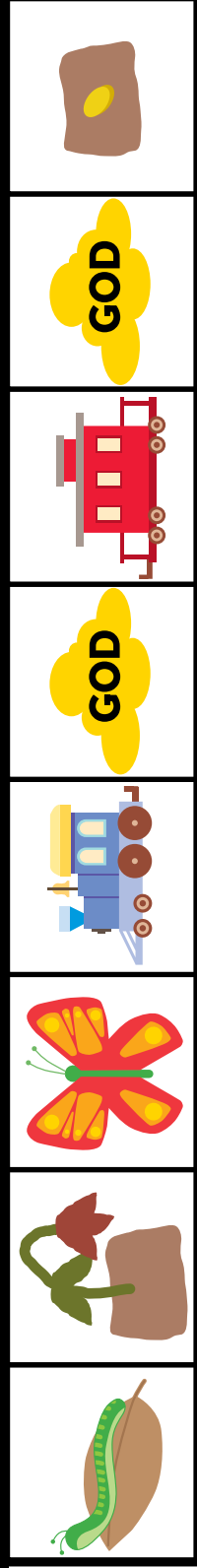
Directions: Cut apart the pictures at the bottom of the page. Look at each picture in the middle column. What goes at the beginning of each picture? What goes at the end of each picture? Glue the correct pictures in the boxes.

God never had a
beginning and will
never have an end.



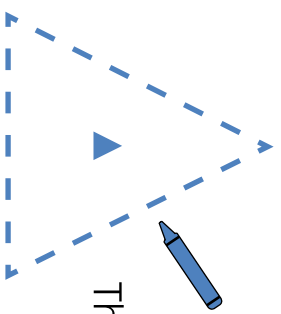
NAME _____

Cut here.



Directions: Trace each shape and its name. Count the corners and write the number. Count the sides and write the number. Use the color code to color each shape.

**“In the beginning God created the heavens and the earth”
(Genesis 1:1).**



This is a

TRIANGLE


It has



corners and



sides.



This is a

SQUARE

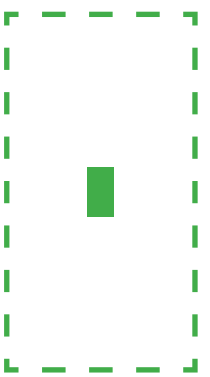
It has



corners and



sides.



This is a

RECTANGLE


It has



corners and



sides.



This is a

CIRCLE

It has



corners and



sides.

Discuss:

Which shape reminds
you that God is
eternal? Why?

