

God Helps



God Is Caring
God Is Close By
God Is in Control

Note to Teacher

This book has been prepared for pre-primary children. The book is perforated so you can tear out each sheet, complete it in class, and send it home with the child. Each page includes directions for completing the activities on that page. Encourage the child to share his paper with his parents and other family members. The parents' letter is on page 3. Send it home with the child on the first Sunday of the quarter or deliver it personally before the quarter begins. The back of the letter contains unit overviews and a list of memory verses for the quarter.

As you prepare for the quarter, take apart the student books and cut around the stickers for each lesson. Put all the lesson 1 handwork sheets and stickers in an envelope or folder; put all lesson 2 handwork sheets and stickers in another envelope; continue for the 13 lessons. This will save time during the week.

If a child is absent, make sure he receives his handwork sheet, stickers, and the *Strong Kids at Home* take-home paper. This will help him review the Bible lesson he missed.

Using the Handwork Sheet

This resource will help you review the Bible lesson and memory verse with your students. As the children are working on their handwork sheets, talk about the Bible story or its application. Help each child write his name on his paper.

Materials

- | | |
|------------------|---|
| Lesson 1 | Jar stickers (3). |
| Lesson 2 | Stool, lamp, and 2 boy stickers. |
| Lesson 3 | Soup ladle, flour bag, and fire stickers. |
| Lesson 4 | Servant girl sticker; felt; glitter. |
| Lesson 5 | Food stickers (4). |
| Lesson 6 | Jesus and 3 friends stickers. |
| Lesson 7 | Peter and John stickers. |
| Lesson 8 | Sun and moon stickers. |
| Lesson 9 | Daniel and lion stickers. |
| Lesson 10 | Scepter and 5 jewel stickers. |
| Lesson 11 | Haman sticker. |
| Lesson 12 | Scepter and scroll stickers. |
| Lesson 13 | Haman and Esther stickers. |



Regular Baptist Press

Pre-Primary Student Book • Spring Quarter 2020 • Vol. 2, No. 3 • © 2020 RBP • Printed in U.S.A. • Scripture quotations are from The Holy Bible, English Standard Version® (ESV®), copyright © 2001 by Crossway, a publishing ministry of Good News Publishers. Used by permission. All rights reserved.

THIS MATERIAL MAY NOT BE REPRODUCED IN ANY WAY.

Spring Quarter 2020



Thank you for bringing your child to Sunday School.

Our goal is to teach important Biblical truths about God, God's Word, and God's Son. We want to partner with you to help your child become strong in his knowledge of Scripture and develop an unshakable love for the Lord.

God Helps

This quarter's lessons emphasize God's desire to help us, providing personal needs as well as giving us strength to make life-changing decisions that will affect us as well as others. Lessons on Elisha show God's care, even for our enemies. In an exciting study of the Jews in captivity, students will learn how Daniel, his friends, Queen Esther, and Mordecai stood strong with God's help, knowing God was in control and was with them in all things. Jesus' death and resurrection will be the focus of Easter Sunday, week 7. The emphasis is on Jesus' love for us in giving His life and the truth that He is alive.

Growing Strong

This quarter's lessons are exciting and powerful. Your child will learn that God cares about him personally and will never leave him. Jesus hears our prayers and answers our prayers. He is in control of everything and everyone. You can help your child build his faith and trust in God by learning Scripture. The back of this sheet contains a list of memory verses that coordinate with the lessons. Help your child learn the verse for each week. Make sure your child knows what the verse means as well as what it says.

If you do not regularly attend church with your child, we invite you to study God's Word with us. The pastor or a staff member is always available to answer your questions or talk with you about your own spiritual needs.

Sincerely,

teacher

Quarter Overview

Elisha: God Is Caring Weeks 1—4

This unit focuses on God's love and care, even for enemies. God uses Elisha to show God's power and care to the poor, the grieving, the starving, and the sick.

Daniel: God Is Close By Weeks 5—9

Because of our obedience and faithfulness to God, He is faithful to care for us. He hears and answers our prayers. These lessons on the Jews in captivity emphasize that God is with us in all places. The Easter lesson is also a lesson on obedience and answered prayer. When we call out in faith for Jesus to save us, He answers and provides salvation.

Esther: God Is in Control Weeks 10—13

God places Esther and Mordecai in positions within the government to save His people from certain death. God's plans cannot be stopped by anyone.

Memory Verses

Lesson 1

"Let us do good to everyone" (Galatians 6:10).

Lesson 2

"Casting all your anxieties on him, because he cares for you" (1 Peter 5:7).

Lesson 3

"Trust in the LORD, and do good" (Psalm 37:3).

Lesson 4

"For God so loved the world, that he gave his only Son" (John 3:16).

Lesson 5

"We must obey God rather than men" (Acts 5:29).

Lesson 6

"When I am afraid, I put my trust in you" (Psalm 56:3).

Lesson 7

"Greater love has no one than this, that someone lay down his life for his friends" (John 15:13).

Lesson 8

"The LORD . . . hears the prayer of the righteous" (Proverbs 15:29).

Lesson 9

"Call to me and I will answer you" (Jeremiah 33:3).

Lesson 10

"There is no authority except from God, and those that exist have been instituted by God" (Romans 13:1).

Lesson 11

"God is . . . a very present help in trouble" (Psalm 46:1).


Lesson 12

"Whoever pursues righteousness and kindness will find . . . honor" (Proverbs 21:21).

Lesson 13

"The king's heart is a stream of water in the hand of the LORD; he turns it" (Proverbs 21:1).

Directions: Place the jar stickers on the table. Finish coloring the picture. Find and circle ten more jars hidden in the picture. Listen as your teacher reads the sentence. Trace the words with broken lines.




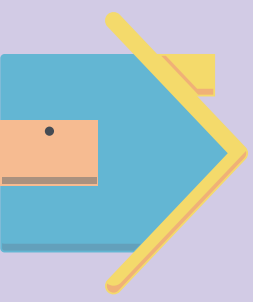





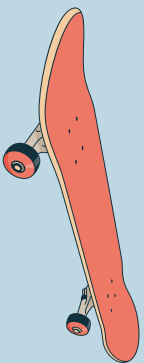



NAME _____

God cared for the widow's needs by providing oil.

Directions: Look at the items by each boy and girl below. Circle the things they need with a green crayon. Cross out things they really don't need. Trace the words with broken lines.

"Let us do good to everyone" (Galatians 6:10).



God loves and cares for the needy.