

God Directs



God Planned Jesus' Birth

God Planned Jesus' Childhood

God Planned Jesus' Ministry

Note to Teacher

This book has been prepared for pre-primary children. The book is perforated so you can tear out each sheet, complete it in class, and send it home with the child. Each page includes directions for completing the activities on that page. Encourage the child to share his paper with his parents and other family members. The parents' letter is on page 3. Send it home with the child on the first Sunday of the quarter or deliver it personally before the quarter begins. The back of the letter contains unit overviews and a list of memory verses for the quarter.

As you prepare for the quarter, take apart the student books and cut around the stickers for each lesson. Put all the lesson 1 handwork sheets and stickers in an envelope or folder; put all lesson 2 handwork sheets and stickers in another envelope; continue for the 13 lessons. This will save time during the week.

If a child is absent, make sure he receives his handwork sheet, stickers, and the *Strong Kids at Home* take-home paper. This will help him review the Bible lesson he missed.

Using the Handwork Sheet

This resource will help you review the Bible lesson and memory verse with your students. As the children are working on their handwork sheets, talk about the Bible story or its application. Help each child write his name on his paper.

Materials

- Lesson 1** Cross sticker.
- Lesson 2** Star, 5 ornament stickers.
- Lesson 3** Bell sticker; brass fastener; glitter.
- Lesson 4** Manger and shepherds stickers.
- Lesson 5** Gifts stickers.
- Lesson 6** Moon, stars, bundle stickers.
- Lesson 7** None.
- Lesson 8** John the Baptist, dove, Jesus, God, Bible stickers.
- Lesson 9** Jesus, heart, basket stickers.
- Lesson 10** Risen girl, 3 emojis, money stickers.
- Lesson 11** Cross, 3 children stickers.
- Lesson 12** None.
- Lesson 13** Jesus, 2 disciples stickers.



Regular Baptist Press

Pre-Primary Student Book • Winter Quarter 2019–20 • Vol. 2, No. 2 • © 2019 RBP • Printed in U.S.A. • King James Version

THIS MATERIAL MAY NOT BE REPRODUCED IN ANY WAY.

Winter Quarter 2019–20



Thank you for bringing your child to Sunday School.

Our goal is to teach important Biblical truths about God, God's Word, and God's Son. We want to partner with you to help your child become strong in his knowledge of Scripture and develop an unshakable love for the Lord.

God Planned

This quarter's theme is a study of God's plan for His Son, Jesus. We will begin with four lessons on His birth, followed by three lessons on His childhood. Students will learn that God's plan to send Jesus as the Savior of the world could not be stopped. Students will realize that they, too, need Jesus as their Savior from sin.

Unit 3 devotes six lessons to Jesus' ministry. Students will learn of the power of the Son of God to do the miracles of which Isaiah wrote (Isaiah 35:4–6). These were the sign of the Messiah. In lesson 13, students learn that Jesus showed His glory to His disciples (the Transfiguration). This was not a display, but a proof He is the perfect Son of God.

Growing Strong

One of the main teaching aims this quarter is repeated in 10 out of 13 lessons: Believe the gospel. Throughout His ministry, Jesus' aim was to teach His disciples to understand, believe, and share the gospel. Believing is fundamental to having success in all the other areas of growing in Christ. You can help your child build on his belief by learning Scripture. The back of this sheet contains a list of memory verses that coordinate with the lessons. Help your child learn the verse for each week. Make sure your child knows what the verse means as well as what it says.

If you do not regularly attend church with your child, we invite you to come and worship the Son of God during this holiday season and throughout the year. The pastor or a staff member is always available to answer your questions or talk with you about your spiritual needs. Come and learn more about your Savior, the perfect Son of God.

Sincerely,

teacher

Quarter Overview

God Planned Jesus' Birth Weeks 1—4

In these lessons, God introduces Jesus as the Savior of the world. Through the written Word, we have the advantage of seeing “the big picture.” Your child will understand that God always had a plan to redeem sinners and that His Son, Jesus, was the plan.

God Planned Jesus' Childhood Weeks 5—7

This unit will help your child see that Jesus was a child just like he is. God helped His parents care for Him, and as He grew up, Jesus was obedient to them and to God. Though others endangered His life and questioned His knowledge, God's plan for our Savior could never be stopped.

God Planned Jesus' Ministry Weeks 8—13

The miracles of Jesus' ministry were a large part of God's plan to show people His Son's power and their need of a Savior. They were another proof that He was Messiah. Your child is finding out that he needs a Savior. He is learning from Bible lessons and the quarter's memory verses that only God's perfect Son has the power to forgive his sin. This is God's plan to save your child.

Lesson 1

“The LORD hath laid on him the iniquity of us all” (Isaiah 53:6).

Lesson 2

“Thou shalt call his name JESUS: for he shall save his people from their sins” (Matthew 1:21).

Lesson 3

“For God so loved the world, that he gave his only begotten Son” (John 3:16).

Lesson 4

“For unto you is born this day . . . a Saviour, which is Christ the Lord” (Luke 2:11).

Lesson 5

“God sent his only begotten Son into the world” (1 John 4:9).

Lesson 6

“God sent his only begotten Son into the world” (1 John 4:9).

Lesson 7

“All that heard [Jesus] were astonished at his understanding and answers” (Luke 2:47).

Lesson 8

“A voice [came] from heaven, saying, This is my beloved Son” (Matthew 3:17).

Lesson 9

“Jesus . . . saw much people, and was moved with compassion toward them” (Mark 6:34).

Lesson 10

“Jesus said, . . . I am the resurrection, and the life” (John 11:25).

Lesson 11

“Jesus . . . went about doing good” (Acts 10:38).

Lesson 12

“Jesus . . . went about doing good” (Acts 10:38).

Lesson 13

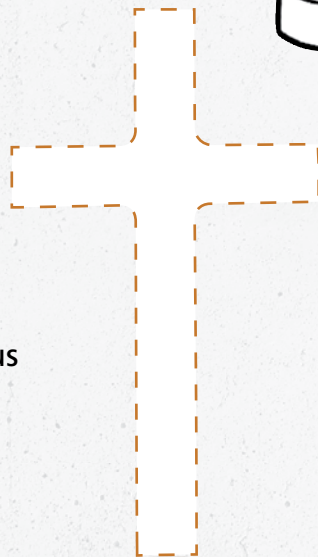

“We beheld [Jesus'] glory” (John 1:14).

LESSON 1 Isaiah Told about Jesus

Isaiah 7:14; 11:1, 2;
35:5, 6a; 50:5, 6; 53:5, 6

Directions: Circle who the prophet Isaiah was writing about. Color Isaiah. Color the hill. Add the cross sticker. Trace the words with broken lines as your teacher reads the question and the answer.

Jesus' birth has always been part of God's plan.



God planned for Jesus to become our Savior from sin. What did Jesus do to provide forgiveness of sin?

Jesus died on the
cross for
our sins.


Directions: God told Isaiah His plan long before Jesus was born. Listen as your teacher reads each sentence. Draw a line to match the sentence with the picture that shows God's plan.

"The LORD hath laid on him the iniquity of us all" (Isaiah 53:6).

A virgin would give birth to the promised Messiah.



When God's Son grew up, the Spirit of the Lord would come on Him.



God's Son would make the blind see, the deaf hear, and the lame walk.



Jesus would be arrested and beaten.



Jesus, God's Son, would die in our place for our sin.

