



PLANTING SEEDS OF FAITH IN EARLY CHILDHOOD

Pre-Primary



Joseph • David • Jonah

Note to the Teacher

This book has been prepared for a pre-kindergarten child. The book is perforated so you can tear out each sheet, complete it in class, and send it home with the child. Each page includes directions for completing the learning activities on that page. Encourage the child to take his paper home and share it with his parents and other family members. The parents' letter is on page 3. Send it to the home on the first Sunday of the quarter, or deliver it personally before the quarter begins.

In preparation for the quarter, you may want to take all the handwork books apart and cut around all the stickers. Put all the lesson 1 sheets and lesson 1 stickers in a folder; put the lesson 2 sheets and lesson 2 stickers in another folder or envelope; continue for all thirteen lessons. This saves time during the week, and you have everything together for Sunday.

If a child is absent, be sure he receives his handwork sheet (and any stickers or additional pieces) and *Planting Faith at Home* leaflet the week following his absence.

This book includes a memory verse chart and memory verse stickers. Post each child's chart (inside back cover of the book) on the wall or bulletin board next to his attendance chart. Give each child his verse sticker the week after you teach the verse in class; e.g., on June 10 give him the coat sticker for reciting 1 John 4:7.

Using the Handwork Sheet

This resource will help you review the Bible lesson and memory verse with your students. As the children work on their handwork sheets, talk about the Bible story or its application. Help each child put his name on his paper.

Materials

Lesson 1	June 3	Joseph's coat sticker; cotton balls
Lesson 2	June 10	Sheaves, sun and moon, and bowing stars stickers; fabric
Lesson 3	June 17	Joseph's coat sticker
Lesson 4	June 24	Moon and moneybag stickers
Lesson 5	July 1	Basket sticker; cereal
Lesson 6	July 8	Belt sticker
Lesson 7	July 15	Harp sticker
Lesson 8	July 22	Bear and lion stickers; cotton balls
Lesson 9	July 29	Slingshot sticker
Lesson 10	August 5	Crown and oil stickers
Lesson 11	August 12	Harp and cymbals stickers; blue fabric
Lesson 12	August 19	Jonah sticker
Lesson 13	August 26	Seaweed and Jonah stickers; craft sticks; sandpaper; cotton balls



Regular Baptist Press

Pre-Primary Student Handwork Book 1 • Summer Quarter 2018 • Vol. 32, No. 4 • 3715 North Ventura Drive, Arlington Heights, Illinois 60004
Janis Salzman, Editorial Manager • © 2008 by Regular Baptist Press • Printed in U.S.A. • King James Version.

THIS MATERIAL MAY NOT BE REPRODUCED IN ANY WAY.

Summer Quarter 2018

Planting Faith at Home

We are thrilled that you have chosen to bring your child to the Pre-Primary Department of our Sunday School.

Summertime is family time. The days are longer and children want to be outside. They are curious about their world and excited to be a part of it. Vacations, reunions, swim lessons, baseball games, and camping trips may all be on your calendar. We want to encourage you to keep Sunday School and church on your summer agenda, as well as Vacation Bible School and any other summer activities your church may have for children. There is much for your child to learn about God and not a lot of time to do it.

Partnering with You

Our Bible lessons this summer quarter will primarily focus on two men, Joseph and David. In addition to learning about Joseph's family relationships, your child will learn that he can trust God to take care of him. Through the lessons about Joseph and David, your child will also learn that God has a plan for his life. The two Bible stories about Jonah will help your child learn the importance of obeying God. Your child will also learn that God knows where he is at all times.

Review with Your Child

We have listed all the quarter's Bible stories and Bible verses on the back of this page. You can help your child learn the weekly memory verse by going over it at home several times during the week. He will add a sticker to his chart when he recites the verse in class the following week.


Show an interest in your child's activity pages and handwork projects. Encourage him to retell the Bible story, using what he has made as visuals. Also remember to use the take-home paper, *Planting Faith at Home*, during the week.

Our Great God

We don't know how the members of your family interact with each other or with God. But the Bible tells us that families are important to God. And God wants us to teach our children to trust and obey Him. You can't do that if you don't know God yourself. Our pastor or any other member of our Sunday School staff is available to talk with you about how you can have a personal relationship with our great God.

Sincerely,

(teacher)



Quarter Overview

Weeks 1–6

Joseph

This unit about Joseph will help your child learn how God wants us to deal with family relationships. In addition, your child will learn that Joseph trusted God to take care of him in difficult situations. The end result was his being reunited with his family. Your child will learn the importance of forgiveness.

Weeks 7–11

David

The Bible stories in this unit take David the shepherd boy to David the king of Israel. David learned that God had a plan for his life. Your child will learn about God's power, protection, and help and will realize that God has a plan for his life too.

Weeks 12–13

Jonah

In two lessons on Jonah your child will learn that God knows where he is and what he is doing at all times. When Jonah disobeyed, God got his attention in a unique way.

Use activities and games with your child to review the themes of this quarter. See Insert No. 2 of the *Planting Faith at Home* take-home paper.



PLANTING SEEDS OF FAITH IN EARLY CHILDHOOD

June 3

Joseph's New Coat

(Genesis 37:1–4)

“Let us love one another: for love is of God” (1 John 4:7).

June 10

Joseph's Special Dreams

(Genesis 37:5–11)

“Let brotherly love continue” (Hebrews 13:1).

June 17

Joseph's Hateful Brothers

(Genesis 37:12–36)

“Let every man be swift to hear, slow to speak, slow to wrath” (James 1:19).

June 24

Joseph Works for Potiphar

(Genesis 37:36; 39:1–23; 40)

“And whatsoever ye do, do it heartily, as to the Lord” (Colossians 3:23).

July 1

Joseph Helps the King

(Genesis 41:1–42:2)

“Trust in the LORD, and do good” (Psalm 37:3).

July 8

Joseph Forgives His Brothers

(Genesis 42:3–4; 45; 47:11, 12; 50:17–21)

“Be ye kind one to another, tenderhearted, forgiving one another” (Ephesians 4:32).

July 15

David Helps a Sad King

(1 Samuel 16:14–23)

“As we have therefore opportunity, let us do good unto all men” (Galatians 6:10).

July 22

David Protects the Sheep

(1 Samuel 17:34–37)

“Thou shalt preserve me from trouble” (Psalm 32:7).

July 29

David Kills Goliath

(1 Samuel 17:1–50)

“Great is our Lord, and of great power” (Psalm 147:5).

August 5

David Becomes King

(2 Samuel 5:1–5; 22:1–51)

“As for God, his way is perfect” (2 Samuel 22:31).

August 12

David Praises God

(1 Chronicles 15:1–16:36)

“Praise him for his mighty acts: praise him according to his excellent greatness” (Psalm 150:2).

August 19

Jonah Runs from God

(Jonah 1)

“Thou . . . art acquainted with all my ways” (Psalm 139:3).

August 26

Jonah Prays for Help


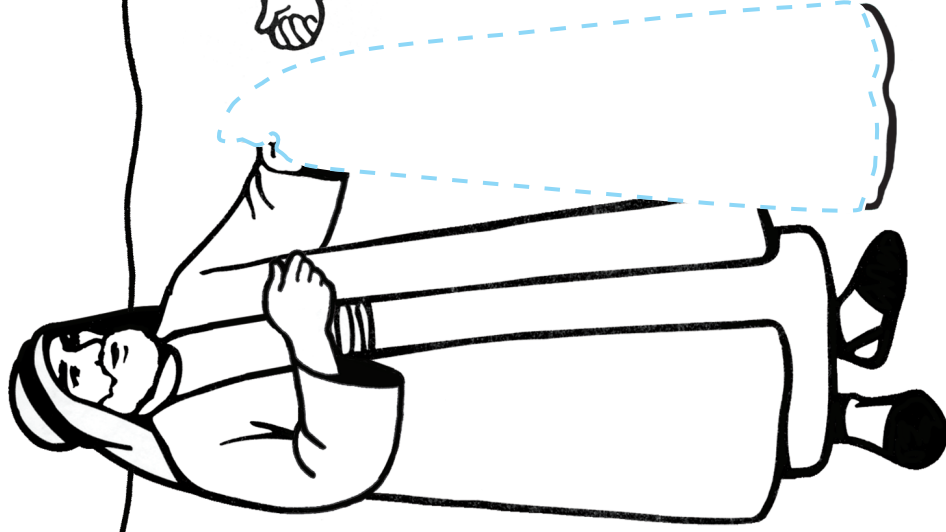

(Jonah 2; 3)

“My God will hear me” (Micah 7:7).

Lesson 1

Joseph's new Coat

Genesis 37:1-4



God's Word says:

LOVE

"Let us

one another: for love is of

"

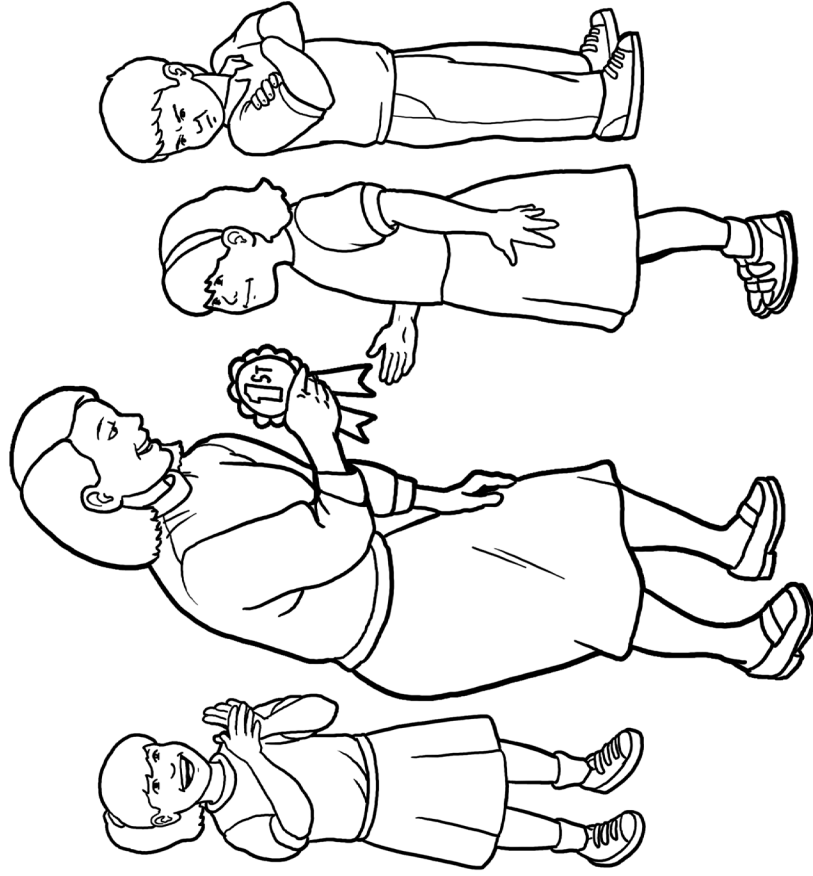
Name _____

INSTRUCTIONS: Listen to your teacher read the words. Trace the words with broken lines. Place the coat sticker in the dotted outline. Color the picture. Glue cotton on the sheep.

(1 John 4:7).

INSTRUCTIONS: Listen to your teacher read the words. Talk about what is happening in the picture. Color the picture. Circle the child in the picture who is happy for the child who has won.

"Let us love one another" (1 John 4:7).



INSTRUCTIONS: Listen to your teacher read the words. Talk about what is happening in the picture. Color the picture. Circle the child in the picture who is loving and helping. Find and circle Itty Bitty, the ladybug.

"for love is of God" (1 John 4:7).

